



4.1.2 Percentage of expenditure, excluding salary for infrastructure augmentation during last five years (INR in Lakhs)

Year	Budget allocated for infrastructure augmentation	Expenditure for infrastructure augmentation	Total expenditure excluding salary	Expenditure on maintenance of academic facilities (excluding salary for human resources)	Expenditure on maintenance of physical facilities(excluding salary for human resources)
2017-18	100,00,000	9,94,983	104,87,483	58,03,665	38,88,835
2018-19	110,00,000	2,19,828	92,78,753	53,09,035	37,49,890
2019-20	100,00,000	3,08,440	144,34,334	93,63,609	47,62,285
2020-21	150,00,000	3,29,660	81,91,416	47,73,849	30,87,907
2021-22	100,00,000	62,73,782	194,71,133	73,50,377	58,46,974
TOTAL	560,00,000	81,26,693	620,63,119	326,005,35	213,35,891





PRINCIPAL
SHRIDEVI INSTITUTE OF
ENGINEERING AND TECHNOLOGY
TUMKUR - 572106.

Criteria 4.1.2 EXPENDITURE ON INFRASTRUCTURE AUGMENTATION

FINANCIAL YEAR	2017-18	2018-19	2019-20	2020-21	2021-22
1. Building Construction					1926037
2. Lawn Development					
3. Computer Purchase			308440		2647389
4. Furniture Purchase for Office, Classes Seminar hall, Auditorium & Laboratory	501582	165828		329660	1700356
5. Auditorium Construction					
6. Printers Purchase					
7. Civil, Electrical & Mechanical Department equipment purchase	493401	54000			
8. Sports, Yoga, Hostel Equipment Purchase					
9. Basketball & Volleyball Court Construction					
TOTAL	994983	219828	308440	329660	6273782
				GRAND TOTAL	8126693





PRINCIPAL
 SHRIDEVI INSTITUTE OF
 ENGINEERING & TECHNOLOGY
 TUMKUR - 572106.