

ODD SEM-2018-19



SHRIDEVI INSTITUTE OF ENGINEERING & TECHNOLOGY
SIRA ROAD, TUMKUR- 572 106.

DEPARTMENT OF MBA

PROGRAMME OUTCOMES (POS)

PO1: Acquire Sufficient theoretical knowledge and are enabled to apply them to solve practical problems in business and other organizations / institutions of importance.

PO2: Apply Effective communication skills with a high degree of lateral and critical thinking that enhances learn ability, developed for being continuously employable.

PO3: Demonstrate leadership qualities, ethically sound, enabled with decision making skills that reflect a high degree of social consciousness

PO4: Recognise the need for sustained research orientation to comprehend a growingly complex, economic, legal and ethical environment

PO5: Possess self-sustaining entrepreneurship qualities that encourages calculated risk taking.

COURSE OUTCOME

CO1-Comprehend & correlate all the management functions which are happening around with fundamental concepts and principles of management.

CO2-Understand the overview of management, theory of management and practical applications of the same.

CO3-Effectively use their skills for self-grooming, working in groups and to achieve organizational goals.

CO4-Demonstrate their acumen in applying managerial and behavioral concept in real world/situation.

CO5-Understand and demonstrate their exposure on recent trends in management.

COLLEGE	SHRIDEVI INSTITUTE OF ENGINEERING & TECHNOLOGY				
FACULTY NAME	MRS. SUCHITRA				
COURSE	MBA	SEMESTER	I	ACADEMIC YEAR	2018-19
SUBJECT	MANAGEMENT & ORGANIZATIONAL BEHAVIOUR			SUBJECT CODE	18MBA11
CO & PO MAPPING					
	PO1	PO2	PO3	PO4	PO5
CO1	3				
CO2	3			2	
CO3	3				2
CO4					2
CO5			2		
AVERAGE	3		2	2	2
OVERALL MAPPING OF SUBJECT					2.25

CO AND PO ATTAINMENT

	CO%	PO1	PO2	PO3	PO4	PO5
CO1	55.82	1.67				
CO2	57	1.71			1.14	
CO3	55.54	1.67				1.11
CO4	55.40					1.11
CO5	57.36			1.15		
AVERAGE	56.22	1.68		1.15	1.14	1.11
FINAL ATTAINMENT LEVEL						1.27


 Head of the Department
 M.B.A. Programme
 S.I.E.T. Tumakuru


 PRINCIPAL
 SIET, TUMAKURU

Management and Organizational Behaviour

AY 2018-19

SEM: I	IA TEST 1			IA TEST 2			IA TEST 3					Assignment and Seminar					SEE					Total					% of Individual CO							
USN	CO1	CO2	TOTAL	CO3	CO4	TOTAL	CO1	CO2	CO3	CO4	CO5	TOTAL	CO1	CO2	CO3	CO4	CO5	CO1	CO2	CO3	CO4	CO5	CO1	CO2	CO3	CO4	CO5	CO1	CO2	CO3	CO4	CO5		
	25	25	50	25	25	50	20	20	20	20	20	100	3	3	3	3	3	12	12	12	12	12	12	60	60	60	60	35						
ISV18MBA02	11	17	28	16	14	30	11	12	15	11	5	54	3	3	3	3	3	7.0	7.0	7.0	7.0	7.0	7.0	32	39	41	35	15	55.3	65	68.3	58.3	42.9	
ISV18MBA03	19	17	36	23	20	43	20	18	11	14	19	82	3	3	3	3	3	9.6	9.6	9.6	9.6	9.6	9.6	52	48	47	47	32	36	79.3	77.7	77.7	90.3	
ISV18MBA04	12	11	23	11	13	24	15	16	18	10	9	68	3	3	3	3	3	5.8	5.8	5.8	5.8	5.8	5.8	36	36	38	32	18	59.7	59.7	63	53	50.9	
ISV18MBA05	18	15	33	18	13	31	16	15	16	18	15	80	3	3	3	3	3	7.0	7.0	7.0	7.0	7.0	7.0	44	40	44	41	25	63.3	66.7	73.3	68.3	71.4	
ISV18MBA06	19	14	33	16	20	36	11	15	20	16	16	78	3	3	3	3	3	6.2	6.2	6.2	6.2	6.2	6.2	39	38	45	45	25	63.3	63.7	75.3	75.3	72	
ISV18MBA07	16	16	32	18	20	38	15	16	15	11	15	72	3	3	3	3	3	5.6	5.6	5.6	5.6	5.6	5.6	40	41	42	40	24	67.7	67.7	69.3	66	67.4	
ISV18MBA08	22	20	42	19	18	37	14	16	15	11	20	76	3	3	3	3	3	6.8	6.8	6.8	6.8	6.8	6.8	46	46	44	39	30	76.3	76.3	73	64.7	85.1	
ISV18MBA09	11	11	22	11	13	24	11	15	16	3	6	51	3	3	3	3	3	4.6	4.6	4.6	4.6	4.6	4.6	30	34	35	24	14	49.3	56	57.7	39.3	38.9	
ISV18MBA10	7	7	14	8	9	17	8	9	7	9	9	42	3	3	3	3	3	5.6	5.6	5.6	5.6	5.6	5.6	24	25	24	27	18	39.3	41	39.3	44.3	50.3	
ISV18MBA12	10	14	24	9	10	19	11	15	12	14	11	63	3	3	3	3	3	5.8	5.8	5.8	5.8	5.8	5.8	30	38	30	33	20	49.7	63	49.7	54.7	56.6	
ISV18MBA13	14	11	25	10	12	22	5	8	9	10	7	39	3	3	3	3	3	5.6	5.6	5.6	5.6	5.6	5.6	28	28	28	31	16	46	46	46	51	44.6	
ISV18MBA14	11	5	16	18	19	37	9	8	5	6	3	31	3	3	3	3	3	5.8	5.8	5.8	5.8	5.8	5.8	29	22	32	34	12	48	36.3	53	56.3	33.7	
ISV18MBA15	18	17	35	19	12	31	11	14	15	20	19	79	3	3	3	3	3	8.4	8.4	8.4	8.4	8.4	8.4	40	42	45	43	30	67.3	70.7	75.7	72.3	86.9	
ISV18MBA16	14	21	35	11	22	33	5	8	9	9	7	38	3	3	3	3	3	5.4	5.4	5.4	5.4	5.4	5.4	27	37	28	39	15	45.7	62.3	47.3	65.7	44	
ISV18MBA19	11	10	21	8	5	13	8	9	2	5	7	31	3	3	3	3	3	4.8	4.8	4.8	4.8	4.8	4.8	27	27	18	18	15	44.7	44.7	29.7	29.7	42.3	
ISV18MBA20	10	10	20	10	10	20	10	8	6	8	18	50	3	3	3	3	3	5.0	5.0	5.0	5.0	5.0	5.0	28	26	24	26	26	46.7	43.3	40	43.3	74.3	
ISV18MBA21	10	10	20	0	0	0	12	11	8	9	15	55	3	3	3	3	3	6.0	6.0	6.0	6.0	6.0	6.0	31	30	17	18	24	51.7	50	28.3	30	68.6	
ISV18MBA23	12	15	27	15	22	37	11	12	15	16	18	72	3	3	3	3	3	6.0	6.0	6.0	6.0	6.0	6.0	32	36	39	47	27	53.3	60	65	78.3	77.1	
ISV18MBA24	16	14	30	11	10	21	10	10	5	8	11	44	3	3	3	3	3	5.4	5.4	5.4	5.4	5.4	5.4	34	32	24	26	19	57.3	54	40.7	44	55.4	
ISV18MBA26	11	9	20	5	6	11	8	9	10	9	7	43	3	3	3	3	3	4.8	4.8	4.8	4.8	4.8	4.8	27	26	23	23	15	43.7	43	38	38	42.3	
ISV18MBA27	18	19	37	23	20	43	18	19	15	16	7	75	3	3	3	3	3	5.4	5.4	5.4	5.4	5.4	5.4	44	46	46	44	15	74	77.3	77.3	74	44	
ISV18MBA28	14	14	28	15	11	26	8	9	6	8	10	41	3	3	3	3	3	5.4	5.4	5.4	5.4	5.4	5.4	30	31	29	27	18	50.7	52.3	49	45.7	52.6	
ISV18MBA29	11	7	18	11	12	23	8	9	10	11	11	49	3	3	3	3	3	4.8	4.8	4.8	4.8	4.8	4.8	27	24	29	31	19	44.7	39.7	48	51.3	53.7	
ISV18MBA30	13	14	27	12	11	23	8	9	10	11	4	42	3	3	3	3	3	4.0	4.0	4.0	4.0	4.0	4.0	28	30	29	29	11	49.7	50	48.3	48.3	31.4	
TOTAL	328	318	646	317	322	639	263	290	270	263	269	1355	72	72	72	72	72	141	141	141	141	141	141	804	821	800	798	482	1340	1368	1333	1330	1377	
Total students	24	24	24	24	24	24	24	24	24	24	24	24	24	24	24	24	24	24	24	24	24	24	24	24	24	24	24	24	24	24	24	24	24	24
Average	13.7	13.3	26.917	13.2	13.4	26.625	11	12.1	11.3	11	11.2	56.458	3	3	3	3	3	5.87	5.87	5.87	5.87	5.87	5.87	33.5	34.2	33.3	33.2	20.1	55.8	57	55.5	55.4	57.4	



DEPARTMENT OF MBA

PROGRAMME OUTCOMES (POS)

PO1: Acquire Sufficient theoretical knowledge and are enabled to apply them to solve practical problems in business and other organizations / institutions of importance.

PO2: Apply Effective communication skills with a high degree of lateral and critical thinking that enhances learn ability, developed for being continuously employable.

PO3: Demonstrate leadership qualities, ethically sound, enabled with decision making skills that reflect a high degree of social consciousness

PO4: Recognise the need for sustained research orientation to comprehend a growingly complex, economic, legal and ethical environment

PO5: Possess self-sustaining entrepreneurship qualities that encourages calculated risk taking.

COURSE OUTCOME

CO1- The student will understand the application of Economic Principles in Management decision making.

CO2- The student will learn the micro economic concepts and apply them for effective functioning of a Firm and Industry.

CO3- The Student will be able to understand, assess and forecast Demand.

CO4- The student will apply the concepts of production and cost for optimization of production.


CO5- The student will design Competitive strategies like pricing, product differentiation etc. and marketing according to the market structure.

CO6- The student will be able to identify, assess profits and apply BEP for decision making.

COLLEGE	SHRIDEVI INSTITUTE OF ENGINEERING & TECHNOLOGY				
FACULTY NAME	MRS. KOKILA				
COURSE	MBA	SEMESTER	I	ACADEMIC YEAR	2018-19
SUBJECT	MANAGERIAL ECONOMICS			SUBJECT CODE	18MBA12
CO & PO MAPPING					
	PO1	PO2	PO3	PO4	PO5
CO1	3				
CO2	3			2	
CO3	3				2
CO4					2
CO5			2		
CO6			3		
AVERAGE	3		2.5	2	2
OVERALL MAPPING OF SUBJECT					2.37

CO AND PO ATTAINMENT

	CO%	PO1	PO2	PO3	PO4	PO5
CO1	48.74	1.46				
CO2	45.04	1.35			0.90	
CO3	50.55	1.35				0.90
CO4	46.85					0.90
CO5	46.59			0.90		
CO6	45.90			1.38		
AVERAGE	47.28	1.38		1.59	0.90	0.90
FINAL ATTAINMENT LEVEL						1.19


 M.B.A. Programme
 S.J.E.T. Tumkur


 PRINCIPAL
 SIET, TUMAKUR

MANAGERIAL ECONOMICS

AY 2018-19

SEM/L	IA TEST 1			IA TEST 2			IA TEST 3						Assignment and Seminar						SEE						Total						% of Individual CO							
	CO1	CO2	TOTAL	CO3	CO4	TOTAL	CO1	CO2	CO3	CO4	CO5	CO6	TOTAL	CO1	CO2	CO3	CO4	CO5	CO6	CO1	CO2	CO3	CO4	CO5	CO6	CO1	CO2	CO3	CO4	CO5	CO6	CO1	CO2	CO3	CO4	CO5	CO6	
USN	25	25	50	25	25	50	16	16	17	17	17	17	100	2.5	2.5	2.5	2.5	2.5	2.5	10	10	10	10	10	10	54	54	55	55	30	30							
ISV18MBA01	16	14	30	21	19	40	11	11	12	10	10	2	56	2.5	2.5	2.5	2.5	2.5	2.5	5.17	5.17	5.17	5.17	5.17	5.17	35	33	41	37	18	10	64.7	60.5	73.9	66.7	58.9	32.2	
ISV18MBA02	8	8	16	12	10	22	10	12	11	11	8	2	54	2.5	2.5	2.5	2.5	2.5	2.5	4.67	4.67	4.67	4.67	4.67	4.67	25	27	30	25	15	9	46.6	50.3	54.8	45.8	50.6	30.6	
ISV18MBA03	15	13	28	18	21	39	16	15	16	16	9	10	82	2.5	2.5	2.5	2.5	2.5	2.5	6.67	6.67	6.67	6.67	6.67	6.67	40	37	43	39	18	19	74.4	68.8	78.5	71.2	60.6	63.9	
ISV18MBA04	11	7	18	15	13	28	12	15	12	12	8	9	68	2.5	2.5	2.5	2.5	2.5	2.5	3.83	3.83	3.83	3.83	3.83	3.83	29	28	33	27	14	15	54.3	52.5	60.6	49.7	47.8	51.1	
ISV18MBA05	13	13	26	15	17	32	15	15	16	16	8	10	80	2.5	2.5	2.5	2.5	2.5	2.5	3.83	3.83	3.83	3.83	3.83	3.83	34	34	37	31	14	16	63.6	63.6	67.9	57	47.8	54.4	
ISV18MBA06	18	15	33	13	12	25	12	15	15	12	11	13	78	2.5	2.5	2.5	2.5	2.5	2.5	4.50	4.50	4.50	4.50	4.50	4.50	37	37	35	30	18	20	68.5	68.5	63.6	54.5	60	66.7	
ISV18MBA07	15	9	24	12	13	25	15	14	16	12	8	7	72	2.5	2.5	2.5	2.5	2.5	2.5	4.83	4.83	4.83	4.83	4.83	4.83	37	30	35	28	15	14	69.1	56.2	64.2	51.5	51.1	47.8	
ISV18MBA08	16	16	32	16	20	36	11	12	15	16	8	14	76	2.5	2.5	2.5	2.5	2.5	2.5	5.83	5.83	5.83	5.83	5.83	5.83	35	36	39	36	16	22	65.4	67.3	71.5	66.1	54.4	74.4	
ISV18MBA09	11	10	21	11	10	21	10	8	9	10	9	5	51	2.5	2.5	2.5	2.5	2.5	2.5	1.67	1.67	1.67	1.67	1.67	1.67	25	22	24	23	13	9	46.6	41	43.9	42.1	43.9	30.6	
ISV18MBA10	10	2	12	6	4	10	10	8	9	5	8	2	42	2.5	2.5	2.5	2.5	2.5	2.5	4.00	4.00	4.00	4.00	4.00	4.00	27	17	22	19	15	9	49.1	30.6	39.1	33.6	48.3	28.3	
ISV18MBA11	2	3	5	0	0	0	5	4	2	3	5	8	27	2.5	2.5	2.5	2.5	2.5	2.5	1.33	1.33	1.33	1.33	1.33	1.33	11	11	6	9	9	12	20.1	20.1	10.6	16.1	29.4	39.4	
ISV18MBA12	10	7	17	8	5	13	11	11	10	10	12	9	63	2.5	2.5	2.5	2.5	2.5	2.5	4.00	4.00	4.00	4.00	4.00	4.00	28	25	25	24	19	16	50.9	45.4	44.5	42.7	61.7	51.7	
ISV18MBA13	0	0	0	11	12	23	8	5	6	5	8	7	39	2.5	2.5	2.5	2.5	2.5	2.5	0.50	0.50	0.50	0.50	0.50	0.50	11	8	20	23	11	10	20.4	14.8	36.4	41.8	36.7	33.3	
ISV18MBA14	12	13	25	18	19	37	11	5	8	2	3	2	31	2.5	2.5	2.5	2.5	2.5	2.5	7.00	7.00	7.00	7.00	7.00	7.00	33	28	36	32	13	12	60.2	50.9	64.5	57.3	41.7	38.3	
ISV18MBA15	19	20	39	16	23	39	10	11	15	16	12	15	79	2.5	2.5	2.5	2.5	2.5	2.5	4.67	4.67	4.67	4.67	4.67	4.67	36	38	38	42	19	22	67	70.7	69.4	76.7	63.9	73.9	
ISV18MBA16	13	11	24	18	17	35	5	8	6	5	5	9	38	2.5	2.5	2.5	2.5	2.5	2.5	5.17	5.17	5.17	5.17	5.17	5.17	26	27	32	30	13	17	47.5	49.4	57.6	53.9	42.2	55.6	
ISV18MBA17	1	3	4	11	2	13	6	4	2	3	10	11	36	2.5	2.5	2.5	2.5	2.5	2.5	4.00	4.00	4.00	4.00	4.00	4.00	14	14	20	19	17	18	25	25	35.5	33.6	55	58.3	
ISV18MBA18	5	4	9	8	6	14	12	8	5	6	5	8	44	2.5	2.5	2.5	2.5	2.5	2.5	0.67	0.67	0.67	0.67	0.67	0.67	20	15	16	14	8	11	37.8	78.1	29.4	25.8	27.2	37.2	
ISV18MBA19	2	1	3	5	8	13	2	5	6	4	2	2	21	2.5	2.5	2.5	2.5	2.5	2.5	1.00	1.00	1.00	1.00	1.00	1.00	8	10	15	14	6	6	13.9	17.6	26.4	24.5	18.3	18.3	
ISV18MBA20	10	9	19	11	4	15	10	10	5	6	8	11	50	2.5	2.5	2.5	2.5	2.5	2.5	3.00	3.00	3.00	3.00	3.00	3.00	26	25	22	18	14	17	47.2	45.4	39.1	31.8	45	55	
ISV18MBA21	12	11	23	18	20	38	11	8	9	8	10	9	55	2.5	2.5	2.5	2.5	2.5	2.5	7.50	7.50	7.50	7.50	7.50	7.50	33	29	37	40	20	19	61.1	53.7	67.3	72.7	66.7	63.3	
ISV18MBA23	13	13	26	16	15	31	12	11	15	12	10	12	72	2.5	2.5	2.5	2.5	2.5	2.5	4.33	4.33	4.33	4.33	4.33	4.33	32	31	38	32	17	19	59	57.1	68.8	57.9	56.1	62.8	
ISV18MBA24	10	8	18	13	13	26	11	12	8	9	1	3	44	2.5	2.5	2.5	2.5	2.5	2.5	0.83	0.83	0.83	0.83	0.83	0.83	24	23	24	17	4	6	45.1	43.2	44.2	31.5	14.4	21.1	
ISV18MBA26	5	1	6	8	6	14	10	8	9	2	8	6	43	2.5	2.5	2.5	2.5	2.5	2.5	0.83	0.83	0.83	0.83	0.83	0.83	18	12	20	17	11	9	34	22.8	37	31.5	37.8	31.1	
ISV18MBA27	19	11	30	23	21	44	12	12	10	11	15	15	75	2.5	2.5	2.5	2.5	2.5	2.5	7.17	7.17	7.17	7.17	7.17	7.17	41	33	43	46	25	25	75.3	60.5	77.6	83	82.2	82.2	
ISV18MBA28	10	7	17	12	15	27	10	8	9	5	6	3	41	2.5	2.5	2.5	2.5	2.5	2.5	1.50	1.50	1.50	1.50	1.50	1.50	24	19	25	25	10	7	44.4	35.2	45.5	45.5	33.3	23.3	
ISV18MBA29	8	8	16	4	4	8	5	5	6	10	12	11	49	2.5	2.5	2.5	2.5	2.5	2.5	1.67	1.67	1.67	1.67	1.67	1.67	17	17	14	20	16	15	31.8	31.8	25.8	36.7	53.9	50.6	
ISV18MBA30	12	14	26	15	13	28	11	10	8	5	5	3	42	2.5	2.5	2.5	2.5	2.5	2.5	4.33	4.33	4.33	4.33	4.33	4.33	30	31	30	25	12	10	55.2	57.1	54.2	45.2	39.4	32.8	
ISV18MBA31	0	0	0	0	0	0	5	6	4	2	3	3	23	2.5	2.5	2.5	2.5	2.5	2.5	1.33	1.33	1.33	1.33	1.33	1.33	9	10	8	7	7	7	16.4	18.2	14.2	12.4	22.8	22.8	
TOTAL	296	251	547	354	342	696	289	276	274	244	227	221	1531	73	72.5	72.5	72.5	72.5	72.5	106	106	106	106	106	106	763	705	806	747	405	399	1414	1306	1466	1359	1351	1331	
Total students	29	29	29	29	29	29	29	29	29	29	29	29	29	29	29	29	29	29	29	29	29	29	29	29	29	29	29	29	29	29	29	29	29	29	29	29	29	29
Average	10.2	8.66	18.862	12.2	11.8	24	10	9.5	9.4	8.4	7.8	7.6	52.8	2.5	2.5	2.5	2.5	2.5	2.5	3.65	3.65	3.65	3.65	3.65	3.65	26.3	24.3	27.8	25.8	14	13.8	48.7	45	50.6	46.9	46.6	45.9	



SHRIDEVI INSTITUTE OF ENGINEERING & TECHNOLOGY

SIRA ROAD, TUMKUR- 572 106.

DEPARTMENT OF MBA

PROGRAMME OUTCOMES (POS)

PO1: Acquire Sufficient theoretical knowledge and are enabled to apply them to solve practical problems in business and other organizations / institutions of importance.

PO2: Apply Effective communication skills with a high degree of lateral and critical thinking that enhances learn ability, developed for being continuously employable.

PO3: Demonstrate leadership qualities, ethically sound, enabled with decision making skills that reflect a high degree of social consciousness

PO4: Recognise the need for sustained research orientation to comprehend a growingly complex, economic, legal and ethical environment

PO5: Possess self-sustaining entrepreneurship qualities that encourages calculated risk taking.

COURSE OUTCOME

CO1- Demonstrate theoretical knowledge and its application in real time accounting.

CO2- Demonstrate knowledge regarding accounting principles and its application.

CO3- Capable of preparing financial statement of sole trading concerns and companies.

CO4- Independently undertake financial statement analysis and take decisions.

CO5- Comprehend emerging trends in accounting and taxation.

COLLEGE	SHRIDEVI INSTITUTE OF ENGINEERING & TECHNOLOGY				
FACULTY NAME	MR. NANDAN				
COURSE	MBA	SEMESTER	I	ACADEMIC YEAR	2018-19
SUBJECT	ACCOUNTING FOR MANAGERS			SUBJECT CODE	18MBA13
CO & PO MAPPING					
	PO1	PO2	PO3	PO4	PO5
CO1	1			3	
CO2		3	1		
CO3		3			
CO4	1				2
CO5	1				2
AVERAGE	1	3	1	3	2
OVERALL MAPPING OF SUBJECT					2

CO AND PO ATTAINMENT

	CO%	PO1	PO2	PO3	PO4	PO5
CO1	63.10	0.63			1.89	
CO2	62.82		1.88	0.63		
CO3	66.49		1.99			
CO4	65.57	0.66				1.31
CO5	63.74	0.64				1.27
AVERAGE	64.35	0.64	1.93	0.63	1.89	1.29
FINAL ATTAINMENT LEVEL						1.27

x. lardan v.

Paibai

Nandan
 PRINCIPAL
 SIET, TUMAKURU

ACCOUNTING FOR MANAGERS

AY 2018-19

SEM: 1	IA TEST 1			IA TEST 2			IA TEST 3						Assignment and Seminar					SEE					Total					% of Individual CO						
USN	CO1	CO2	TOTAL	CO3	CO4	TOTAL	CO1	CO2	CO3	CO4	CO5	TOTAL	CO1	CO2	CO3	CO4	CO5	CO1	CO2	CO3	CO4	CO5	CO1	CO2	CO3	CO4	CO5	CO1	CO2	CO3	CO4	CO5		
	25	25	50	25	25	50	20	20	20	20	20	100	3	3	3	3	3	12	12	12	12	12	12	60	60	60	60	35						
ISV18MBA01	21	10	31	16	14	30	15	16	12	15	15	73	3	3	3	3	3	1.8	1.8	1.8	1.8	1.8	1.8	41	31	33	34	20	68	51.3	54.7	56.3	56.6	
ISV18MBA02	21	13	34	18	17	35	11	12	15	16	13	67	3	3	3	3	3	7.2	7.2	7.2	7.2	7.2	7.2	42	35	43	43	23	70.3	58.7	72	72	66.3	
ISV18MBA03	22	20	42	24	24	48	20	18	19	18	16	91	3	3	3	3	3	9.8	9.8	9.8	9.8	9.8	9.8	55	51	56	55	29	91.3	84.7	93	91.3	82.3	
ISV18MBA04	18	15	33	18	12	30	12	15	14	11	5	57	3	3	3	3	3	5.8	5.8	5.8	5.8	5.8	5.8	39	39	41	32	14	64.7	64.7	68	53	39.4	
ISV18MBA05	16	11	27	22	17	39	15	12	11	15	20	73	3	3	3	3	3	8.6	8.6	8.6	8.6	8.6	8.6	43	35	45	44	32	71	57.7	74.3	72.7	90.3	
ISV18MBA06	18	18	36	18	16	34	16	11	15	10	15	67	3	3	3	3	3	7.4	7.4	7.4	7.4	7.4	7.4	44	39	43	36	25	74	65.7	72.3	60.7	72.6	
ISV18MBA07	15	19	34	11	16	27	12	15	15	13	11	66	3	3	3	3	3	5.6	5.6	5.6	5.6	5.6	5.6	36	43	35	38	20	59.3	71	57.7	62.7	56	
ISV18MBA08	22	19	41	21	19	40	18	16	16	16	20	86	3	3	3	3	3	6.4	6.4	6.4	6.4	6.4	6.4	49	44	46	44	29	82.3	74	77.3	74	84	
ISV18MBA09	8	7	15	19	18	37	20	19	18	6	4	67	3	3	3	3	3	1.8	1.8	1.8	1.8	1.8	1.8	33	31	42	29	9	54.7	51.3	69.7	48	25.1	
ISV18MBA10	12	17	29	14	18	32	11	12	10	16	14	63	3	3	3	3	3	5.6	5.6	5.6	5.6	5.6	5.6	32	38	33	43	23	52.7	62.7	54.3	71	64.6	
ISV18MBA11	9	6	15	0	0	0	5	2	3	5	6	21	3	3	3	3	3	4.4	4.4	4.4	4.4	4.4	4.4	21	15	10	12	13	35.7	25.7	17.3	20.7	38.3	
ISV18MBA12	16	15	31	21	19	40	18	15	12	15	19	79	3	3	3	3	3	7.2	7.2	7.2	7.2	7.2	7.2	44	40	43	44	29	73.7	67	72	73.7	83.4	
ISV18MBA13	15	20	35	25	23	48	15	16	14	15	19	79	3	3	3	3	3	6.2	6.2	6.2	6.2	6.2	6.2	39	45	48	47	28	65.3	75.3	80.3	78.7	80.6	
ISV18MBA14	15	22	37	18	17	35	18	16	15	19	16	84	3	3	3	3	3	6.2	6.2	6.2	6.2	6.2	6.2	42	47	42	45	25	70.3	78.7	70.3	75.3	72	
ISV18MBA15	22	19	41	25	24	49	20	19	19	18	20	96	3	3	3	3	3	7.8	7.8	7.8	7.8	7.8	7.8	53	49	55	53	31	88	81.3	91.3	88	88	
ISV18MBA16	16	21	37	22	18	40	15	16	18	14	5	68	3	3	3	3	3	5.8	5.8	5.8	5.8	5.8	5.8	40	46	49	41	14	66.3	76.3	81.3	68	39.4	
ISV18MBA17	11	10	21	14	9	23	5	8	7	11	15	46	3	3	3	3	3	5.8	5.8	5.8	5.8	5.8	5.8	25	27	30	29	24	41.3	44.7	49.7	48	68	
ISV18MBA18	10	10	20	11	10	21	11	8	9	8	7	43	3	3	3	3	3	3.8	3.8	3.8	3.8	3.8	3.8	28	25	27	25	14	46.3	41.3	44.7	41.3	39.4	
ISV18MBA19	8	6	14	18	7	25	10	5	8	9	16	48	3	3	3	3	3	5.8	5.8	5.8	5.8	5.8	5.8	27	20	35	25	25	44.7	33	58	41.3	70.9	
ISV18MBA20	16	15	31	21	21	42	10	12	11	15	18	66	3	3	3	3	3	5.6	5.6	5.6	5.6	5.6	5.6	35	36	41	45	27	57.7	59.3	67.7	74.3	76	
ISV18MBA21	19	19	38	24	25	49	18	18	16	18	17	87	3	3	3	3	3	10.6	10.6	10.6	10.6	10.6	10.6	51	51	54	57	31	84.3	84.3	89.3	94.3	87.4	
ISV18MBA23	22	19	41	18	19	37	12	16	16	20	20	84	3	3	3	3	3	6.4	6.4	6.4	6.4	6.4	6.4	43	44	43	48	29	72.3	74	72.3	80.7	84	
ISV18MBA24	18	18	36	23	19	42	11	15	12	19	17	74	3	3	3	3	3	4.4	4.4	4.4	4.4	4.4	4.4	36	40	42	45	24	60.7	67.3	70.7	75.7	69.7	
ISV18MBA26	16	18	34	9	11	20	10	12	8	9	16	55	3	3	3	3	3	1.6	1.6	1.6	1.6	1.6	1.6	31	35	22	25	21	51	57.7	36	41	58.9	
ISV18MBA27	18	19	37	23	21	44	16	18	18	19	17	88	3	3	3	3	3	5.8	5.8	5.8	5.8	5.8	5.8	43	46	50	49	26	71.3	76.3	83	81.3	73.7	
ISV18MBA28	16	16	32	21	21	42	15	16	15	12	11	69	3	3	3	3	3	9.0	9.0	9.0	9.0	9.0	9.0	43	44	48	45	23	71.7	73.3	80	75	65.7	
ISV18MBA29	10	11	21	11	14	25	10	11	16	9	11	57	3	3	3	3	3	3.2	3.2	3.2	3.2	3.2	3.2	26	28	33	29	17	43.7	47	55.3	48.7	49.1	
ISV18MBA30	16	21	37	18	21	39	11	12	15	16	3	57	3	3	3	3	3	4.4	4.4	4.4	4.4	4.4	4.4	34	40	40	44	10	57.3	67.3	67.3	74	29.7	
ISV18MBA31	8	13	21	19	13	32	8	9	2	15	5	39	3	3	3	3	3	5.0	5.0	5.0	5.0	5.0	5.0	24	30	29	36	13	40	50	48.3	60	37.1	
TOTAL	454	447	901	522	483	1005	388	390	379	402	391	1950	87	87	87	87	87	169	169	169	169	169	169	1098	1093	1157	1141	647	1830	1822	1928	1902	1849	
Total students	29	29	29	29	29	29	29	29	29	29	29	29	29	29	29	29	29	29	29	29	29	29	29	29	29	29	29	29	29	29	29	29	29	29
Average	15.7	15.4	31.069	18	16.7	34.655	13.4	13.4	13.1	13.9	13.5	67.241	3	3	3	3	3	5.83	5.83	5.83	5.83	5.83	5.83	37.9	37.7	39.9	39.3	22.3	63.1	62.8	66.5	65.6	63.7	



SHRIDEVI INSTITUTE OF ENGINEERING & TECHNOLOGY

SIRA ROAD, TUMKUR- 572 106.

DEPARTMENT OF MBA

PROGRAMME OUTCOMES (POS)

PO1: Acquire Sufficient theoretical knowledge and are enabled to apply them to solve practical problems in business and other organizations / institutions of importance.

PO2: Apply Effective communication skills with a high degree of lateral and critical thinking that enhances learn ability, developed for being continuously employable.

PO3: Demonstrate leadership qualities, ethically sound, enabled with decision making skills that reflect a high degree of social consciousness

PO4: Recognise the need for sustained research orientation to comprehend a growingly complex, economic, legal and ethical environment

PO5: Possess self-sustaining entrepreneurship qualities that encourages calculated risk taking.

COURSE OUTCOME

CO1- Facilitate objective solutions in business decision making under subjective conditions.

CO2- Demonstrate different statistical techniques in business/real-life situations.

CO3- Understand the importance of probability in decision making.

CO4- Understand the need and application of analytics.

CO5- Understand and apply various data analysis functions for business problems.

COLLEGE	SHRIDEVI INSTITUTE OF ENGINEERING & TECHNOLOGY				
FACULTY NAME	MR. PRATHAP B N				
COURSE	MBA	SEMESTER	I	ACADEMIC YEAR	2018-19
SUBJECT	BUSINESS STATISTICS & ANALYTICS			SUBJECT CODE	18MBA14
CO & PO MAPPING					
	PO1	PO2	PO3	PO4	PO5
CO1	1				
CO2	1				
CO3		2			
CO4			3		2
CO5					
AVERAGE	1	2	3		2
OVERALL MAPPING OF SUBJECT					2

CO AND PO ATTAINMENT

	CO%	PO1	PO2	PO3	PO4	PO5
CO1	62.08	0.62				
CO2	58.75	0.59				
CO3	49.95		1			
CO4	47.47			1.36		0.91
CO5	51.65					
AVERAGE	53.58	0.60	1	1.36		0.91
FINAL ATTAINMENT LEVEL						0.96

R. V. Dhan

Prathap B N
 Head of the Department
 M.B.A. Programme
 S.J.E.T. Tumakuru

Nandini Lakshmi
 PRINCIPAL
 SIET, TUMAKURU.

BU SINESS STATISTICS & ANALYTICS

AY 2018-19

SEM: I	IA TEST 1			IA TEST 2			IA TEST 3					Assignment and Seminar					SEE					Total					% of Individual CO							
USN	CO1	CO2	TOTAL	CO3	CO4	TOTAL	CO1	CO2	CO3	CO4	CO5	TOTAL	CO1	CO2	CO3	CO4	CO5	CO1	CO2	CO3	CO4	CO5	CO1	CO2	CO3	CO4	CO5	CO1	CO2	CO3	CO4	CO5		
	25	25	50	25	25	50	20	20	20	20	20	100	3	3	3	3	3	12	12	12	12	12	12	60	60	60	60	60	35					
ISV18MBA01	22	19	41	10	5	15	18	15	19	18	16	86	3	3	3	3	3	1.8	1.8	1.8	1.8	1.8	1.8	45	39	34	28	21	74.7	64.7	56.3	46.3	59.4	
ISV18MBA02	16	14	30	8	9	17	17	16	18	12	10	73	3	3	3	3	3	2.2	2.2	2.2	2.2	2.2	2.2	38	35	31	26	15	63.7	58.7	52	43.7	43.4	
ISV18MBA03	23	23	46	21	19	40	20	18	15	15	13	81	3	3	3	3	3	8.2	8.2	8.2	8.2	8.2	8.2	54	52	47	45	24	90.3	87	78.7	75.3	69.1	
ISV18MBA04	20	18	38	8	6	14	15	11	12	16	14	68	3	3	3	3	3	5.4	5.4	5.4	5.4	5.4	5.4	43	37	28	30	22	72.3	62.3	47.3	50.7	64	
ISV18MBA05	16	15	31	11	4	15	18	15	12	15	14	74	3	3	3	3	3	1.0	1.0	1.0	1.0	1.0	1.0	38	34	27	23	18	63.3	56.7	45	38.3	51.4	
ISV18MBA06	22	21	43	12	13	25	11	13	8	9	11	52	3	3	3	3	3	7.0	7.0	7.0	7.0	7.0	7.0	43	44	30	32	21	71.7	73.3	50	53.3	60	
ISV18MBA07	12	15	27	10	11	21	12	11	8	9	12	52	3	3	3	3	3	1.8	1.8	1.8	1.8	1.8	1.8	29	31	23	25	17	48	51.3	38	41.3	48	
ISV18MBA08	21	19	40	12	13	25	11	10	10	16	14	61	3	3	3	3	3	5.0	5.0	5.0	5.0	5.0	5.0	40	37	30	37	22	66.7	61.7	50	61.7	62.9	
ISV18MBA09	18	16	34	12	9	21	18	15	16	18	8	75	3	3	3	3	3	1.8	1.8	1.8	1.8	1.8	1.8	41	36	33	32	13	68	59.7	54.7	53	36.6	
ISV18MBA10	21	12	33	11	11	22	5	6	8	8	13	40	3	3	3	3	3	2.4	2.4	2.4	2.4	2.4	2.4	31	23	24	24	18	52.3	39	40.7	40.7	52.6	
ISV18MBA11	18	5	23	0	0	0	6	4	9	8	13	40	3	3	3	3	3	3.6	3.6	3.6	3.6	3.6	3.6	31	16	16	15	20	51	26	26	24.3	56	
ISV18MBA12	16	22	38	11	9	20	18	19	15	16	20	88	3	3	3	3	3	6.6	6.6	6.6	6.6	6.6	6.6	44	51	36	35	30	72.7	84.3	59.3	57.7	84.6	
ISV18MBA13	21	18	39	22	20	42	11	10	8	16	14	59	3	3	3	3	3	0.4	0.4	0.4	0.4	0.4	0.4	35	31	33	39	17	59	52.3	55.7	65.7	49.7	
ISV18MBA14	16	15	31	9	7	16	16	18	15	12	13	74	3	3	3	3	3	5.2	5.2	5.2	5.2	5.2	5.2	40	41	32	27	21	67	68.7	53.7	45.3	60.6	
ISV18MBA15	23	24	47	25	25	50	20	20	20	20	20	100	3	3	3	3	3	4.8	4.8	4.8	4.8	4.8	4.8	51	52	53	53	28	84.7	86.3	88	88	79.4	
ISV18MBA16	22	19	41	18	5	23	15	11	10	15	14	65	3	3	3	3	3	4.2	4.2	4.2	4.2	4.2	4.2	44	37	35	27	21	73.7	62	58.7	45.3	60.6	
ISV18MBA17	9	12	21	9	6	15	11	8	9	5	2	35	3	3	3	3	3	1.6	1.6	1.6	1.6	1.6	1.6	25	25	23	16	7	41	41	37.7	26	18.9	
ISV18MBA18	10	12	22	2	4	6	8	4	10	8	6	36	3	3	3	3	3	2.6	2.6	2.6	2.6	2.6	2.6	24	22	18	18	12	39.3	36	29.3	29.3	33.1	
ISV18MBA19	9	7	16	4	5	9	12	11	14	12	8	57	3	3	3	3	3	1.8	1.8	1.8	1.8	1.8	1.8	26	23	23	22	13	43	38	38	36.3	36.6	
ISV18MBA20	16	19	35	8	4	12	12	11	15	5	4	47	3	3	3	3	3	2.6	2.6	2.6	2.6	2.6	2.6	34	36	29	15	10	56	59.3	47.7	24.3	27.4	
ISV18MBA21	23	22	45	23	20	43	18	19	15	19	19	90	3	3	3	3	3	1.4	1.4	1.4	1.4	1.4	1.4	45	45	42	43	23	75.7	75.7	70.7	72.3	66.9	
ISV18MBA23	19	19	38	12	12	24	12	15	11	10	12	60	3	3	3	3	3	5.2	5.2	5.2	5.2	5.2	5.2	39	42	31	30	20	65.3	70.3	52	50.3	57.7	
ISV18MBA24	20	18	38	10	6	16	11	12	14	10	15	62	3	3	3	3	3	3.2	3.2	3.2	3.2	3.2	3.2	37	36	30	22	21	62	60.3	50.3	37	60.6	
ISV18MBA26	22	19	41	8	2	10	10	11	8	2	4	35	3	3	3	3	3	3.4	3.4	3.4	3.4	3.4	3.4	38	36	22	10	10	64	60.7	37.3	17.3	29.7	
ISV18MBA27	23	18	41	16	17	33	10	15	15	14	15	69	3	3	3	3	3	8.8	8.8	8.8	8.8	8.8	8.8	45	45	43	43	27	74.7	74.7	71.3	71.3	76.6	
ISV18MBA28	10	10	20	10	3	13	10	8	9	8	10	45	3	3	3	3	3	2.0	2.0	2.0	2.0	2.0	2.0	25	23	24	16	15	41.7	38.3	40	26.7	42.9	
ISV18MBA29	13	11	24	5	3	8	5	6	9	8	6	34	3	3	3	3	3	2.2	2.2	2.2	2.2	2.2	2.2	23	22	19	16	11	38.7	37	32	27	32	
ISV18MBA30	18	19	37	11	9	20	12	15	14	15	14	70	3	3	3	3	3	4.8	4.8	4.8	4.8	4.8	4.8	38	42	33	32	22	63	69.7	54.7	53	62.3	
ISV18MBA31	15	13	28	8	5	13	15	12	8	1	1	37	3	3	3	3	3	1.2	1.2	1.2	1.2	1.2	1.2	34	29	20	10	5	57	48.7	33.7	17	14.9	
TOTAL	514	474	988	326	262	588	377	359	354	340	335	1765	87	87	87	87	87	102	102	102	102	102	102	1080	1022	869	791	524	1800	1704	1449	1319	1498	
Total students	29	29	29	29	29	29	29	29	29	29	29	29	29	29	29	29	29	29	29	29	29	29	29	29	29	29	29	29	29	29	29	29	29	29
Average	17.7	16.3	34.069	11.2	9.03	20.276	13	12.4	12.2	11.7	11.6	60.86	3	3	3	3	3	3.52	3.52	3.52	3.52	3.52	3.52	37.2	35.2	30	27.3	18.1	62.1	58.7	50	45.5	51.6	



SHRIDEVI INSTITUTE OF ENGINEERING & TECHNOLOGY

SIRA ROAD, TUMKUR- 572 106.

DEPARTMENT OF MBA

PROGRAMME OUTCOMES (POS)

PO1: Acquire Sufficient theoretical knowledge and are enabled to apply them to solve practical problems in business and other organizations / institutions of importance.

PO2: Apply Effective communication skills with a high degree of lateral and critical thinking that enhances learn ability, developed for being continuously employable.

PO3: Demonstrate leadership qualities, ethically sound, enabled with decision making skills that reflect a high degree of social consciousness

PO4: Recognise the need for sustained research orientation to comprehend a growingly complex, economic, legal and ethical environment

PO5: Possess self-sustaining entrepreneurship qualities that encourages calculated risk taking.

COURSE OUTCOME

CO1- Develop an ability to assess the impact of the environment on marketing function.

CO2- To formulate marketing strategies that incorporate psychological and sociological factors which influence buying.

CO3- Explain how companies identify attractive market segments, differentiate and position their products for maximum competitive advantage in the market place.

CO4- Build marketing strategies based on product, price, place and promotion objectives.

CO5- Synthesize ideas into a viable marketing plan.

R. L. D.

COLLEGE	SHRIDEVI INSTITUTE OF ENGINEERING & TECHNOLOGY				
FACULTY NAME	DR. K S RAMAKRISHNA				
COURSE	MBA	SEMESTER	I	ACADEMIC YEAR	2018-19
SUBJECT	MARKETING MANAGEMENT			SUBJECT CODE	18MBA15
CO & PO MAPPING					
	PO1	PO2	PO3	PO4	PO5
CO1	1			3	
CO2		3	1		
CO3		3			
CO4	1				2
CO5	1				2
AVERAGE	1	3	1		2
OVERALL MAPPING OF SUBJECT					1.75

CO AND PO ATTAINMENT

	CO%	PO1	PO2	PO3	PO4	PO5
CO1	69.06	0.69			2.07	
CO2	65.15		1.95	0.65		
CO3	66.93		2.01			
CO4	65.84	0.66				1.32
CO5	69.32	0.69				1.39
AVERAGE	67.26	0.68	1.98	0.65	2.07	1.35
FINAL ATTAINMENT LEVEL						1.34


 Head of the Department
 M.B.A. Programme
 S.J.E.I. Tumkur.


 PRINCIPAL
 SIET, TUMAKURU.

MARKETING MANAGEMENT

AY 2018-19

SEM: I	IA TEST 1			IA TEST 2			IA TEST 3					Assignment and Seminar					SEE					Total					% of Individual CO							
USN	CO1	CO2	TOTAL	CO3	CO4	TOTAL	CO1	CO2	CO3	CO4	CO5	OTA	CO1	CO2	CO3	CO4	CO5	CO1	CO2	CO3	CO4	CO4	CO5	CO1	CO2	CO3	CO4	CO5	CO1	CO2	CO3	CO4	CO5	
	25	25	50	25	25	50	20	20	20	20	20	100	3	3	3	3	3	12	12	12	12	12	12	60	60	60	60	35						
ISV18MBA01	18	20	38	18	18	36	18	16	15	19	15	83	3	3	3	3	3	4.8	4.8	4.8	4.8	4.8	4.8	44	44	41	45	23	73	73	68	74.7	65.1	
ISV18MBA02	16	15	31	19	10	29	18	16	15	18	13	80	3	3	3	3	3	7.2	7.2	7.2	7.2	7.2	7.2	44	41	44	38	23	73.7	68.7	73.7	63.7	66.3	
ISV18MBA03	22	23	45	23	24	47	18	16	15	18	18	85	3	3	3	3	3	8.0	8.0	8.0	8.0	8.0	8.0	51	50	49	53	29	85	83.3	81.7	88.3	82.9	
ISV18MBA04	18	19	37	18	18	36	17	15	18	10	19	79	3	3	3	3	3	5.0	5.0	5.0	5.0	5.0	5.0	43	42	44	36	27	71.7	70	73.3	60	77.1	
ISV18MBA05	19	15	34	21	19	40	15	16	12	18	19	80	3	3	3	3	3	9.4	9.4	9.4	9.4	9.4	9.4	46	43	45	49	31	77.3	72.3	75.7	82.3	89.7	
ISV18MBA06	18	16	34	20	14	34	18	17	18	19	17	89	3	3	3	3	3	6.6	6.6	6.6	6.6	6.6	6.6	46	43	48	43	27	76	71	79.3	71	76	
ISV18MBA07	16	14	30	18	18	36	19	19	20	19	19	96	3	3	3	3	3	6.0	6.0	6.0	6.0	6.0	6.0	44	42	47	46	28	73.3	70	78.3	76.7	80	
ISV18MBA08	23	22	45	23	22	45	19	20	19	20	20	98	3	3	3	3	3	7.0	7.0	7.0	7.0	7.0	7.0	52	52	52	52	30	86.7	86.7	86.7	86.7	85.7	
ISV18MBA09	11	4	15	0	0	0	15	12	11	16	10	64	3	3	3	3	3	5.2	5.2	5.2	5.2	5.2	5.2	34	24	19	24	18	57	40.3	32	40.3	52	
ISV18MBA10	12	10	22	18	7	25	12	10	11	15	13	61	3	3	3	3	3	5.8	5.8	5.8	5.8	5.8	5.8	33	29	38	31	22	54.7	48	63	51.3	62.3	
ISV18MBA11	8	3	11	0	0	0	12	11	12	5	3	43	3	3	3	3	3	3.6	3.6	3.6	3.6	3.6	3.6	27	21	19	12	10	44.3	34.3	31	19.3	27.4	
ISV18MBA12	16	14	30	15	13	28	12	13	15	18	19	77	3	3	3	3	3	6.8	6.8	6.8	6.8	6.8	6.8	38	37	40	41	29	63	61.3	66.3	68	82.3	
ISV18MBA13	16	14	30	19	20	39	16	15	18	19	15	83	3	3	3	3	3	8.6	8.6	8.6	8.6	8.6	8.6	44	41	49	51	27	72.7	67.7	81	84.3	76	
ISV18MBA14	18	15	33	18	21	39	19	18	18	13	16	84	3	3	3	3	3	8.8	8.8	8.8	8.8	8.8	8.8	49	45	48	46	28	81.3	74.7	79.7	76.3	79.4	
ISV18MBA15	22	19	41	21	23	44	20	19	19	20	19	97	3	3	3	3	3	10.0	10.0	10.0	10.0	10.0	10.0	55	51	53	56	32	91.7	85	88.3	93.3	91.4	
ISV18MBA16	16	22	38	15	23	38	18	19	19	16	19	91	3	3	3	3	3	5.4	5.4	5.4	5.4	5.4	5.4	42	49	42	47	27	70.7	82.3	70.7	79	78.3	
ISV18MBA17	12	12	24	12	8	20	12	11	12	15	8	58	3	3	3	3	3	3.2	3.2	3.2	3.2	3.2	3.2	30	29	30	29	14	50.3	48.7	50.3	48.7	40.6	
ISV18MBA18	14	6	20	15	7	22	12	13	12	10	11	58	3	3	3	3	3	4.8	4.8	4.8	4.8	4.8	4.8	34	27	35	25	19	56.3	44.7	58	41.3	53.7	
ISV18MBA19	8	6	14	8	13	21	11	10	8	8	6	43	3	3	3	3	3	5.4	5.4	5.4	5.4	5.4	5.4	27	24	24	29	14	45.7	40.7	40.7	49	41.1	
ISV18MBA20	15	14	29	9	18	27	17	18	15	18	14	82	3	3	3	3	3	7.2	7.2	7.2	7.2	7.2	7.2	42	42	34	46	24	70.3	70.3	57	77	69.1	
ISV18MBA21	23	20	43	22	20	42	20	18	19	20	17	94	3	3	3	3	3	8.2	8.2	8.2	8.2	8.2	8.2	54	49	52	51	28	90.3	82	87	85.3	80.6	
ISV18MBA23	18	17	35	23	22	45	20	20	18	20	20	98	3	3	3	3	3	8.2	8.2	8.2	8.2	8.2	8.2	49	48	52	53	31	82	80.3	87	88.7	89.1	
ISV18MBA24	16	16	32	18	18	36	18	15	16	15	13	77	3	3	3	3	3	1.2	1.2	1.2	1.2	1.2	1.2	38	35	38	37	17	63.7	58.7	63.7	62	49.1	
ISV18MBA26	11	9	20	9	9	18	16	12	11	8	11	58	3	3	3	3	3	5.4	5.4	5.4	5.4	5.4	5.4	35	29	28	25	19	59	49	47.3	42.3	55.4	
ISV18MBA27	18	18	36	23	21	44	19	20	20	19	18	96	3	3	3	3	3	7.8	7.8	7.8	7.8	7.8	7.8	48	49	54	51	29	79.7	81.3	89.7	84.7	82.3	
ISV18MBA28	14	14	28	16	16	32	15	18	17	16	16	82	3	3	3	3	3	7.4	7.4	7.4	7.4	7.4	7.4	39	42	43	42	26	65.7	70.7	72.3	70.7	75.4	
ISV18MBA29	13	11	24	8	6	14	12	15	10	9	12	58	3	3	3	3	3	6.6	6.6	6.6	6.6	6.6	6.6	35	36	28	25	22	57.7	59.3	46	41	61.7	
ISV18MBA30	18	16	34	16	14	30	18	15	18	19	19	89	3	3	3	3	3	5.8	5.8	5.8	5.8	5.8	5.8	45	40	43	42	28	74.7	66.3	71.3	69.7	79.4	
ISV18MBA31	12	9	21	8	2	10	12	11	8	9	12	52	3	3	3	3	3	6.2	6.2	6.2	6.2	6.2	6.2	33	29	25	20	21	55.3	48.7	42	33.7	60.6	
TOTAL	461	413	874	453	424	877	468	448	439	449	431	2235	87	87	87	87	87	186	186	186	186	186	186	1202	1134	1165	1146	704	2003	1889	1941	1909	2010	
Total students	29	29	29	29	29	29	29	29	29	29	29	29	29	29	29	29	29	29	29	29	29	29	29	29	29	29	29	29	29	29	29	29	29	29
Average	16	14	30.138	16	15	30.241	16	15	15	15	15	77.1	3	3	3	3	3	6.4	6.4	6.4	6.4	6.4	6.4	41.4	39.1	40.2	39.5	24.3	69.1	65.1	66.9	65.8	69.3	



DEPARTMENT OF MBA

PROGRAMME OUTCOMES (POS)

PO1: Acquire Sufficient theoretical knowledge and are enabled to apply them to solve practical problems in business and other organizations / institutions of importance.

PO2: Apply Effective communication skills with a high degree of lateral and critical thinking that enhances learn ability, developed for being continuously employable.

PO3: Demonstrate leadership qualities, ethically sound, enabled with decision making skills that reflect a high degree of social consciousness

PO4: Recognise the need for sustained research orientation to comprehend a growingly complex, economic, legal and ethical environment

PO5: Possess self-sustaining entrepreneurship qualities that encourages calculated risk taking.

COURSE OUTCOME

CO1- To enable the students to become aware of their communication skills and sensitize them to their potential to become successful managers.

CO2- To enable learners with the mechanics of writing and also help them to draft business letters in English precisely and effectively.

CO3- To introduce the students to some of the practices in managerial communication those are in vogue.

CO4- To prepare students to develop the art of business communication with emphasis on analysing business situations.

CO5- To train Students towards drafting business proposals.

COLLEGE	SHRIDEVI INSTITUTE OF ENGINEERING & TECHNOLOGY				
FACULTY NAME	MRS. GRACE HEMALATHA				
COURSE	MBA	SEMESTER	I	ACADEMIC YEAR	2018-19
SUBJECT	MANAGERIAL COMMUNICATION			SUBJECT CODE	18MBA16
CO & PO MAPPING					
	PO1	PO2	PO3	PO4	PO5
CO1	1	2			
CO2	2	1			
CO3			2	2	
CO4	2	1	1		
CO5	2		2	2	
AVERAGE	1.75	1.33	1.66	2	
OVERALL MAPPING OF SUBJECT					1.68

CO AND PO ATTAINMENT

	CO%	PO1	PO2	PO3	PO4	PO5
CO1	57.43	0.57	1.15			
CO2	55.47	1.11	0.55			
CO3	58.11			1.16	1.16	
CO4	53.11	1.06	0.53	0.53		
CO5	57.85	1.16		1.16	1.16	
AVERAGE	56.41	0.97	0.74	0.95	1.16	
FINAL ATTAINMENT LEVEL						0.95

Grace Hemalatha

Grace Hemalatha

Grace Hemalatha
 PRINCIPAL
 SIET, TUMAKURU

MANAGERIAL COMMUNICATION

AY 2018-19

SEM: I	IA TEST 1			IA TEST 2			IA TEST 3					Assignment and Seminar					SEE					Total					% of Individual CO						
USN	CO1	CO2	TOTAL	CO3	CO4	TOTAL	CO1	CO2	CO3	CO4	CO5	TOTAL	CO1	CO2	CO3	CO4	CO5	CO1	CO2	CO3	CO4	CO5	CO1	CO2	CO3	CO4	CO5	CO1	CO2	CO3	CO4	CO5	
	25	25	50	25	25	50	20	20	20	20	20	100	3	3	3	3	3	12	12	12	12	12	60	60	60	60	35						
ISV18MBA01	9	13	22	18	14	32	18	15	12	9	9	63	3	3	3	3	3	7.2	7.2	7.2	7.2	7.2	37	38	40	33	19	62	63.7	67	55.3	54.9	
ISV18MBA02	15	9	24	15	2	17	18	15	12	10	9	64	3	3	3	3	3	4.8	4.8	4.8	4.8	4.8	41	32	35	20	17	68	53	58	33	48	
ISV18MBA03	24	21	45	22	20	42	20	18	17	14	12	81	3	3	3	3	3	8.4	8.4	8.4	8.4	8.4	55	50	50	45	23	92.3	84	84	75.7	66.9	
ISV18MBA04	4	4	8	12	11	23	12	11	15	14	15	67	3	3	3	3	3	5.8	5.8	5.8	5.8	5.8	25	24	36	34	24	41.3	39.7	59.7	56.3	68	
ISV18MBA05	19	20	39	23	20	43	15	12	15	18	15	75	3	3	3	3	3	6.8	6.8	6.8	6.8	6.8	44	42	48	48	25	73	69.7	79.7	79.7	70.9	
ISV18MBA06	16	13	29	18	15	33	12	15	11	15	17	70	3	3	3	3	3	8.6	8.6	8.6	8.6	8.6	40	40	41	42	29	66	66	67.7	69.3	81.7	
ISV18MBA07	17	4	21	16	15	31	18	17	15	12	15	77	3	3	3	3	3	6.6	6.6	6.6	6.6	6.6	45	31	41	37	25	74.3	51	67.7	61	70.3	
ISV18MBA08	16	14	30	15	21	36	20	18	15	9	18	80	3	3	3	3	3	7.4	7.4	7.4	7.4	7.4	46	42	40	40	28	77.3	70.7	67.3	67.3	81.1	
ISV18MBA09	5	6	11	0	0	0	11	12	10	12	11	56	3	3	3	3	3	6.2	6.2	6.2	6.2	6.2	25	27	19	21	20	42	45.3	32	35.3	57.7	
ISV18MBA10	9	7	16	12	9	21	10	8	9	5	14	46	3	3	3	3	3	7.8	7.8	7.8	7.8	7.8	30	26	32	25	25	49.7	43	53	41.3	70.9	
ISV18MBA11	3	4	7	0	0	0	8	9	5	4	6	32	3	3	3	3	3	3.2	3.2	3.2	3.2	3.2	17	19	11	10	12	28.7	32	18.7	17	34.9	
ISV18MBA12	9	9	18	18	15	33	12	11	15	15	7	60	3	3	3	3	3	6.0	6.0	6.0	6.0	6.0	30	29	42	39	16	50	48.3	70	65	45.7	
ISV18MBA13	13	16	29	12	11	23	10	11	5	9	2	37	3	3	3	3	3	8.6	8.6	8.6	8.6	8.6	35	39	29	32	14	57.7	64.3	47.7	52.7	38.9	
ISV18MBA14	15	14	29	12	14	26	10	12	15	11	13	61	3	3	3	3	3	9.2	9.2	9.2	9.2	9.2	37	38	39	37	25	62	63.7	65.3	62	72	
ISV18MBA15	18	17	35	23	20	43	18	19	16	18	17	88	3	3	3	3	3	7.8	7.8	7.8	7.8	7.8	47	47	50	49	28	78	78	83	81.3	79.4	
ISV18MBA16	15	13	28	12	15	27	10	11	15	16	2	54	3	3	3	3	3	7.0	7.0	7.0	7.0	7.0	35	34	37	41	12	58.3	56.7	61.7	68.3	34.3	
ISV18MBA17	1	3	4	8	5	13	8	9	2	10	9	38	3	3	3	3	3	2.8	2.8	2.8	2.8	2.8	15	18	16	21	15	24.7	29.7	26.3	34.7	42.3	
ISV18MBA18	8	6	14	11	9	20	5	8	9	4	9	35	3	3	3	3	3	6.4	6.4	6.4	6.4	6.4	22	23	29	22	18	37.3	39	49	37.3	52.6	
ISV18MBA19	18	10	28	12	9	21	5	8	5	9	7	34	3	3	3	3	3	1.8	1.8	1.8	1.8	1.8	28	23	22	23	12	46.3	38	36.3	38	33.7	
ISV18MBA20	9	8	17	11	11	22	10	11	12	15	10	58	3	3	3	3	3	6.0	6.0	6.0	6.0	6.0	28	28	32	35	19	46.7	46.7	53.3	58.3	54.3	
ISV18MBA21	12	13	25	18	10	28	10	12	12	11	3	48	3	3	3	3	3	5.8	5.8	5.8	5.8	5.8	31	34	39	30	12	51.3	56.3	64.7	49.7	33.7	
ISV18MBA23	18	18	36	21	19	40	20	18	11	15	20	84	3	3	3	3	3	7.2	7.2	7.2	7.2	7.2	48	46	42	44	30	80.3	77	70.3	73.7	86.3	
ISV18MBA24	14	14	28	11	9	20	18	16	4	5	2	45	3	3	3	3	3	5.4	5.4	5.4	5.4	5.4	40	38	23	22	10	67.3	64	39	37.3	29.7	
ISV18MBA26	8	7	15	14	9	23	11	12	11	15	7	56	3	3	3	3	3	8.2	8.2	8.2	8.2	8.2	30	30	36	35	18	50.3	50.3	60.3	58.7	52	
ISV18MBA27	22	19	41	23	21	44	18	18	15	16	18	85	3	3	3	3	3	8.6	8.6	8.6	8.6	8.6	52	49	50	49	30	86	81	82.7	81	84.6	
ISV18MBA28	12	12	24	15	11	26	12	16	8	9	11	56	3	3	3	3	3	7.6	7.6	7.6	7.6	7.6	35	39	34	31	22	57.7	64.3	56	51	61.7	
ISV18MBA29	8	6	14	18	6	24	10	8	9	4	15	46	3	3	3	3	3	7.8	7.8	7.8	7.8	7.8	29	25	38	21	26	48	41.3	63	34.7	73.7	
ISV18MBA30	9	9	18	15	6	21	11	12	15	11	13	62	3	3	3	3	3	5.4	5.4	5.4	5.4	5.4	28	29	38	25	21	47.3	49	64	42.3	61.1	
ISV18MBA31	11	9	20	8	4	12	5	8	6	2	4	25	3	3	3	3	3	5.8	5.8	5.8	5.8	5.8	25	26	23	15	13	41.3	43	38	24.7	36.6	
TOTAL	357	318	675	413	331	744	365	370	321	317	310	1683	87	87	87	87	87	190	190	190	190	190	999	965	1011	925	587	1665	1609	1685	1542	1678	
Total students	29	29	29	29	29	29	29	29	29	29	29	29	29	29	29	29	29	29	29	29	29	29	29	29	29	29	29	29	29	29	29	29	29
Average	12.3	11	23.276	14.2	11.4	25.7	12.6	12.8	11.1	10.9	10.7	58	3	3	3	3	3	6.56	6.56	6.56	6.56	6.56	34.5	33.3	34.9	31.9	20.2	57.4	55.5	58.1	53.2	57.9	



SHRIDEVI INSTITUTE OF ENGINEERING & TECHNOLOGY

SIRA ROAD, TUMKUR- 572 106.

DEPARTMENT OF MBA

PROGRAMME OUTCOMES (POS)

PO1: Acquire Sufficient theoretical knowledge and are enabled to apply them to solve practical problems in business and other organizations / institutions of importance.

PO2: Apply Effective communication skills with a high degree of lateral and critical thinking that enhances learn ability, developed for being continuously employable.

PO3: Demonstrate leadership qualities, ethically sound, enabled with decision making skills that reflect a high degree of social consciousness

PO4: Recognise the need for sustained research orientation to comprehend a growingly complex, economic, legal and ethical environment

PO5: Possess self-sustaining entrepreneurship qualities that encourages calculated risk taking.

COURSE OUTCOME

CO1-Explain the background and concepts vital for understanding Consumer Behaviour.

CO2-Identify the role of variables that determines Consumer Behaviour in Social & cultural domain.

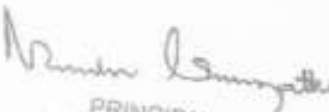
CO3-Identifying the psychological and behavioural practices adopted by organizations to enhance the Consumer Behaviors.

COLLEGE	SHRIDEVI INSTITUTE OF ENGINEERING & TECHNOLOGY				
FACULTY NAME	MRS. KOKILA				
COURSE	MBA	SEMESTER	III	ACADEMIC YEAR	2018-19
SUBJECT	CONSUMER BEHAVIOR			SUBJECT CODE	17MBAMM301
CO & PO MAPPING					
	PO1	PO2	PO3	PO4	PO5
CO1	2				
CO2		1	3		
CO3		2	2		2
AVERAGE	2	1.5	2.5		2
OVERALL MAPPING OF SUBJECT					2

CO AND PO ATTAINMENT

	CO%	PO1	PO2	PO3	PO4	PO5
CO1	47.89	0.96				
CO2	44.65		0.45	1.34		
CO3	41.37		0.83	0.83		0.83
AVERAGE	44.64	0.96	0.64	1.08		0.83
FINAL ATTAINMENT LEVEL						0.87


 Head of the Department
 M.B.A. Programme
 S.J.E.T. Tumkur


 PRINCIPAL
 SIET, TUMAKURU

CONSUMER BEHAVIOR

Ay- 2018-19

SEM: III	IA TEST 1			IA TEST 2			IA TEST 3				Assignment and Seminar			SEE			Total			% of Individual CO		
USN	CO1	CO2	TOTAL	CO2	CO3	TOTAL	CO1	CO2	CO3	TOTAL	CO1	CO2	CO3	CO1	CO2	CO3	CO1	CO2	CO3	CO1	CO2	CO3
	20	20	40	20	20	40	26	26	28	80	3.33	3.33	3.33	26.7	26.7	26.7	76	96	78			
ISV17MBA01	2	5	7	10	7	17	0	0	0	0	3.3	3.3	3.3	13.7	13.7	13.7	19	32	24	25	33.3	30.8
ISV17MBA02	8	8	16	10	4	14	0	0	0	0	3.3	3.3	3.3	20.3	20.3	20.3	32	42	28	41.7	43.4	35.5
ISV17MBA04	10	3	13	12	3	15	0	0	0	0	3.3	3.3	3.3	17.7	17.7	17.7	31	36	24	40.8	37.5	30.8
ISV17MBA05	5	6	11	11	6	17	10	10	0	20	3.3	3.3	3.3	10.3	10.3	10.3	29	41	20	37.7	42.4	25.2
ISV17MBA06	10	13	23	16	16	32	12	11	14	37	3.3	3.3	3.3	13.7	13.7	13.7	39	57	47	51.3	59.4	60.3
ISV17MBA08	8	9	17	10	10	20	12	11	25	48	3.3	3.3	3.3	13.7	13.7	13.7	37	47	52	48.7	49	66.7
ISV17MBA11	9	2	11	12	12	24	15	11	6	32	3.3	3.3	3.3	13.3	13.3	13.3	41	42	35	53.5	43.4	44.4
ISV17MBA14	2	4	6	1	1	2	22	15	6	43	3.3	3.3	3.3	16.0	16.0	16.0	43	39	26	57	41	33.8
ISV17MBA15	2	4	6	0	1	1	5	8	0	13	3.3	3.3	3.3	10.3	10.3	10.3	21	26	15	27.2	26.7	18.8
ISV17MBA17	9	9	18	15	10	25	23	22	11	56	3.3	3.3	3.3	13.3	13.3	13.3	49	63	38	64	65.3	48.3
ISV17MBA20	2	3	5	5	3	8	16	15	3	34	3.3	3.3	3.3	16.0	16.0	16.0	37	42	25	49.1	44.1	32.5
ISV17MBA21	10	10	20	9	9	18	0	0	0	0	3.3	3.3	3.3	17.3	17.3	17.3	31	40	30	40.4	41.3	38
ISV17MBA22	11	10	21	11	11	22	22	12	11	45	3.3	3.3	3.3	12.3	12.3	12.3	49	49	38	64	50.7	48.3
ISV17MBA23	10	3	13	11	4	15	12	11	10	33	3.3	3.3	3.3	17.0	17.0	17.0	42	45	34	55.7	47.2	44
ISV17MBA29	6	4	10	9	9	18	22	11	21	54	3.3	3.3	3.3	16.0	16.0	16.0	47	43	49	62.3	45.1	63.2
TOTAL	104	93	197	142	106	248	171	137	107	415	50	50	50	221	221	221	546	643	484	718	670	621
Total students	15	15	15	15	15	15	15	15	15	15	15	15	15	15	15	15	15	15	15	15	15	15
Average	6.93	6.2	13.133	9.47	7.07	16.533	11.4	9.13	7.13	27.667	3.33	3.33	3.33	14.7	14.7	14.7	36.4	42.9	32.3	47.9	44.7	41.4



SHRIDEVI INSTITUTE OF ENGINEERING & TECHNOLOGY

SIRA ROAD, TUMKUR- 572 106.

DEPARTMENT OF MBA

PROGRAMME OUTCOMES (POS)

PO1: Acquire Sufficient theoretical knowledge and are enabled to apply them to solve practical problems in business and other organizations / institutions of importance.

PO2: Apply Effective communication skills with a high degree of lateral and critical thinking that enhances learn ability, developed for being continuously employable.

PO3: Demonstrate leadership qualities, ethically sound, enabled with decision making skills that reflect a high degree of social consciousness

PO4: Recognise the need for sustained research orientation to comprehend a growingly complex, economic, legal and ethical environment

PO5: Possess self-sustaining entrepreneurship qualities that encourages calculated risk taking.

COURSE OUTCOME

CO1- Find out the contemporary retail management, issues, and strategies.

CO2- Evaluate the recent trends in retailing and its impact in the success of modern business.

CO3- Relate store management and visual merchandising practices for effective retailing.

COLLEGE	SHRIDEVI INSTITUTE OF ENGINEERING & TECHNOLOGY				
FACULTY NAME	MR. PRATHAP B N				
COURSE	MBA	SEMESTER	III	ACADEMIC YEAR	2018-19
SUBJECT	RETAIL MANAGEMENT			SUBJECT CODE	17MBAMM302
CO & PO MAPPING					
	PO1	PO2	PO3	PO4	PO5
CO1	3				
CO2	2		2	2	
CO3	3	2			3
AVERAGE	2.66	2	2	2	3
OVERALL MAPPING OF SUBJECT					2.33

CO AND PO ATTAINMENT

	CO%	PO1	PO2	PO3	PO4	PO5
CO1	62.66	1.88				
CO2	60.48	1.21		1.21	1.21	
CO3	55.61	1.67	1.11			1.67
AVERAGE	59.59	1.58	1.11	1.21	1.21	1.67
FINAL ATTAINMENT LEVEL						1.35

B. L. Das


 Head of the Department
 M.B.A. Programme
 S.I.E.T, Tumkur.


 PRINCIPAL
 SIET, TUMAKURU.

RETAIL MANAGEMENT

Ay. 2018-19

SEM: III	IA TEST 1			IA TEST 2			IA TEST 3				Assignment and Seminar			SEE			Total			% of Individual CO		
	CO1	CO2	TOTAL	CO2	CO3	TOTAL	CO1	CO2	CO3	TOTAL	CO1	CO2	CO3	CO1	CO2	CO3	CO1	CO2	CO3	CO1	CO2	CO3
USN	20	20	40	20	20	40	26	26	28	80	3.33	3.33	3.33	26.7	26.7	26.7	76	96	78			
ISV17MBA01	12	13	25	11	5	16	20	15	10	45	3.3	3.3	3.3	16.3	16.3	16.3	52	59	35	68	61.1	44.4
ISV17MBA02	13	12	25	13	13	26	20	11	12	43	3.3	3.3	3.3	16.3	16.3	16.3	53	56	45	69.3	58	57.3
ISV17MBA04	20	12	32	16	14	30	12	15	14	41	3.3	3.3	3.3	15.7	15.7	15.7	51	62	47	67.1	64.6	60.3
ISV17MBA05	11	16	27	11	9	20	11	10	3	24	3.3	3.3	3.3	14.7	14.7	14.7	40	55	30	52.6	57.3	38.5
ISV17MBA06	23	10	33	15	13	28	15	15	26	56	3.3	3.3	3.3	15.3	15.3	15.3	57	59	58	74.6	61.1	73.9
ISV17MBA08	14	10	24	15	13	28	16	12	24	52	3.3	3.3	3.3	13.7	13.7	13.7	47	54	54	61.8	56.3	69.2
ISV17MBA11	15	18	33	16	16	32	15	15	24	54	3.3	3.3	3.3	13.7	13.7	13.7	47	66	57	61.8	68.8	73.1
ISV17MBA14	11	9	20	12	12	24	20	20	27	67	3.3	3.3	3.3	15.0	15.0	15.0	49	59	57	64.9	61.8	73.5
ISV17MBA15	12	13	25	10	8	18	5	6	1	12	3.3	3.3	3.3	12.7	12.7	12.7	33	45	25	43.4	46.9	32.1
ISV17MBA17	15	13	28	16	16	32	22	25	21	68	3.3	3.3	3.3	11.7	11.7	11.7	52	69	52	68.4	71.9	66.7
ISV17MBA20	10	10	20	12	9	21	20	16	10	46	3.3	3.3	3.3	14.3	14.3	14.3	48	56	37	62.7	58	47
ISV17MBA21	11	11	22	11	13	24	16	8	5	29	3.3	3.3	3.3	16.3	16.3	16.3	47	50	38	61.4	51.7	48.3
ISV17MBA22	18	17	35	18	14	32	22	20	24	66	3.3	3.3	3.3	16.7	16.7	16.7	60	75	58	78.9	78.1	74.4
ISV17MBA23	12	13	25	10	10	20	20	20	8	48	3.3	3.3	3.3	13.0	13.0	13.0	48	59	34	63.6	61.8	44
ISV17MBA25	16	15	31	16	9	25	0	0	0	0	3.3	3.3	3.3	8.7	8.7	8.7	28	43	21	36.8	44.8	26.9
ISV17MBA29	15	10	25	15	12	27	18	20	17	55	3.3	3.3	3.3	14.7	14.7	14.7	51	63	47	67.1	65.6	60.3
TOTAL	228	202	430	217	186	403	252	228	226	706	53.3	53.3	53.3	229	229	229	762	929	694	1003	968	890
Total students	16	16	16	16	16	16	16	16	16	16	16	16	16	16	16	16	16	16	16	16	16	16
Average	14.3	12.6	26.875	13.6	11.6	25.188	15.8	14.3	14.1	44.125	3.33	3.33	3.33	14.3	14.3	14.3	47.6	58.1	43.4	62.7	60.5	55.6



SHRIDEVI INSTITUTE OF ENGINEERING & TECHNOLOGY

SIRA ROAD, TUMKUR- 572 106.

DEPARTMENT OF MBA

PROGRAMME OUTCOMES (POS)

PO1: Acquire Sufficient theoretical knowledge and are enabled to apply them to solve practical problems in business and other organizations / institutions of importance.

PO2: Apply Effective communication skills with a high degree of lateral and critical thinking that enhances learn ability, developed for being continuously employable.

PO3: Demonstrate leadership qualities, ethically sound, enabled with decision making skills that reflect a high degree of social consciousness

PO4: Recognise the need for sustained research orientation to comprehend a growingly complex, economic, legal and ethical environment

PO5: Possess self-sustaining entrepreneurship qualities that encourages calculated risk taking.

COURSE OUTCOME

CO1- Develop an understanding about the various concepts and importance of Services Marketing.

CO2- Enhance knowledge about emerging issues and trends in the service sector.

CO3 -Learn to implement service strategies to meet new challenges.

COLLEGE	SHRIDEVI INSTITUTE OF ENGINEERING & TECHNOLOGY				
FACULTY NAME	MRS. KOKILA				
COURSE	MBA	SEMESTER	III	ACADEMIC YEAR	2018-19
SUBJECT	SERVICES MARKETING			SUBJECT CODE	17MBAMM303
CO & PO MAPPING					
	PO1	PO2	PO3	PO4	PO5
CO1	3				
CO2	2		3		
CO3					3
AVERAGE	2.5		3		3
OVERALL MAPPING OF SUBJECT					2.83

CO AND PO ATTAINMENT

	CO%	PO1	PO2	PO3	PO4	PO5
CO1	53.29	1.60				
CO2	47.27	0.95		1.42		
CO3	44.63					1.34
AVERAGE	48.40	1.27		1.42		1.34
FINAL ATTAINMENT LEVEL						1.34


 Head of the Department
 M.B.A. Programme
 S.J.E.T. Tumkur


 PRINCIPAL
 SIET, TUMAKURU

SERVICES MARKETING

AY - 2018-19

SEM: III	IA TEST 1			IA TEST 2			IA TEST 3				Assignment and Seminar			SEE			Total			% of Individual CO		
	CO1	CO2	TOTAL	CO2	CO3	TOTAL	CO1	CO2	CO3	TOTAL	CO1	CO2	CO3	CO1	CO2	CO3	CO1	CO2	CO3	CO1	CO2	CO3
USN	20	20	40	20	20	40	26	26	28	80	3.33	3.33	3.33	26.7	26.7	26.7	76	96	78			
ISV17MBA01	11	6	17	8	6	14	20	11	1	32	3.3	3.3	3.3	13.7	13.7	13.7	48	42	24	63.2	43.8	30.8
ISV17MBA02	10	12	22	9	6	15	11	11	10	32	3.3	3.3	3.3	12.7	12.7	12.7	37	48	32	48.7	50	41
ISV17MBA04	10	6	16	10	6	16	10	15	17	42	3.3	3.3	3.3	20.0	20.0	20.0	43	54	46	57	56.6	59.4
ISV17MBA05	8	3	11	2	3	5	10	10	3	23	3.3	3.3	3.3	13.7	13.7	13.7	35	32	23	46.1	33.3	29.5
ISV17MBA06	15	14	29	18	18	36	15	16	14	45	3.3	3.3	3.3	17.0	17.0	17.0	50	68	52	66.2	71.2	67.1
ISV17MBA08	11	8	19	8	9	17	0	0	0	0	3.3	3.3	3.3	17.7	17.7	17.7	32	37	30	42.1	38.5	38.5
ISV17MBA11	16	10	26	15	9	24	10	15	10	35	3.3	3.3	3.3	13.7	13.7	13.7	43	57	36	56.6	59.4	46.2
ISV17MBA14	11	3	14	11	8	19	10	15	22	47	3.3	3.3	3.3	12.7	12.7	12.7	37	45	46	48.7	46.9	59
ISV17MBA15	10	4	14	0	4	4	10	5	1	16	3.3	3.3	3.3	13.7	13.7	13.7	37	26	22	48.7	27.1	28.2
ISV17MBA17	15	11	26	15	6	21	10	15	17	42	3.3	3.3	3.3	12.7	12.7	12.7	41	57	39	53.9	59.4	50
ISV17MBA20	8	5	13	2	5	7	8	5	4	17	3.3	3.3	3.3	21.7	21.7	21.7	41	37	34	53.9	38.5	43.6
ISV17MBA21	15	9	24	11	1	12	11	12	12	35	3.3	3.3	3.3	17.0	17.0	17.0	46	52	33	61	54.5	42.7
ISV17MBA22	18	5	23	10	9	19	15	15	24	54	3.3	3.3	3.3	16.3	16.3	16.3	53	50	53	69.3	51.7	67.5
ISV17MBA23	11	6	17	9	4	13	18	8	5	31	3.3	3.3	3.3	15.3	15.3	15.3	48	42	28	62.7	43.4	35.5
ISV17MBA25	5	7	12	8	6	14	0	0	0	0	3.3	3.3	3.3	10.7	10.7	10.7	19	29	20	25	30.2	25.6
ISV17MBA29	2	10	12	8	5	13	15	11	13	39	3.3	3.3	3.3	17.3	17.3	17.3	38	50	39	49.6	51.7	49.6
TOTAL	176	119	295	144	105	249	173	164	153	490	53.3	53.3	53.3	246	246	246	648	726	557	853	756	714
Total students	16	16	16	16	16	16	16	16	16	16	16	16	16	16	16	16	16	16	16	16	16	16
Average	11	7.44	18.438	9	6.56	15.563	10.8	10.3	9.56	30.625	3.33	3.33	3.33	15.4	15.4	15.4	40.5	45.4	34.8	53.3	47.3	44.6



SHRIDEVI INSTITUTE OF ENGINEERING & TECHNOLOGY

SIRA ROAD, TUMKUR- 572 106.

DEPARTMENT OF MBA

PROGRAMME OUTCOMES (POS)

PO1: Acquire Sufficient theoretical knowledge and are enabled to apply them to solve practical problems in business and other organizations / institutions of importance.

PO2: Apply Effective communication skills with a high degree of lateral and critical thinking that enhances learn ability, developed for being continuously employable.

PO3: Demonstrate leadership qualities, ethically sound, enabled with decision making skills that reflect a high degree of social consciousness

PO4: Recognise the need for sustained research orientation to comprehend a growingly complex, economic, legal and ethical environment

PO5: Possess self-sustaining entrepreneurship qualities that encourages calculated risk taking.

COURSE OUTCOME

CO1- Understand the banking system in India

CO2- Know the nature of Banker – Customer relationship

CO3- Make use of negotiable instrument practically

CO4- Have familiarity in using banking technologies like internet banking, mobile banking, NEFT, ECS etc.,

CO5- Understand the concept of international banking and management of asset and liability in banks

COLLEGE	SHRIDEVI INSTITUTE OF ENGINEERING & TECHNOLOGY				
FACULTY NAME	MR. PRATHAP B N				
COURSE	MBA	SEMESTER	III	ACADEMIC YEAR	2018-19
SUBJECT	PRINCIPLES & PRACTICES OF BANKING			SUBJECT CODE	17MBAFM301
CO & PO MAPPING					
	PO1	PO2	PO3	PO4	PO5
CO1	1				
CO2		3		2	
CO3			3		
CO4	2				
CO5			2		1
AVERAGE	3	3	2.5	2	1
OVERALL MAPPING OF SUBJECT					2.3

CO AND PO ATTAINMENT

	CO%	PO1	PO2	PO3	PO4	PO5
CO1	66.86	0.67				
CO2	65.21		1.96		1.30	
CO3	65.49			1.96		
CO4	56.57	1.13				
CO5	54.88			1.10		0.55
AVERAGE	61.80	0.9	1.96	1.53	1.30	0.55
FINAL ATTAINMENT LEVEL						1.24

R. P. D.

Prathap B N
 Head of the Department
 M.B.A. Programme
 S.J.E.I. Tumkur

Prathap B N
 Date: _____
 Signature

PRINCIPLES & PRACTICES OF BANKING

AY - 2018-19

SEM: III	IA TEST 1			IA TEST 2			IA TEST 3					Assignment and Seminar					SEE					Total					% of Individual CO						
USN	CO1	CO2	TOTAL	CO3	CO4	TOTAL	CO1	CO2	CO3	CO4	CO5	TOTAL	CO1	CO2	CO3	CO4	CO5	CO1	CO2	CO3	CO4	CO5	CO1	CO2	CO3	CO4	CO5	CO1	CO2	CO3	CO4	CO5	
	20	20	40	20	20	40	16	16	16	16	16	80	2	2	2	2	2	16	16	16	16	16	54	54	54	54	34						
ISV17MBA01	10	17	27	10	8	18	0	10	11	5	6	32	2	2	2	2	2	8.0	8.0	8.0	8.0	8.0	20	37	31	23	16	37	68.5	57.4	42.6	47.1	
ISV17MBA02	15	13	28	8	8	16	11	5	8	2	4	30	2	2	2	2	2	8.4	8.4	8.4	8.4	8.4	36	28	26	20	14	67.4	52.6	48.9	37.8	42.4	
ISV17MBA04	16	20	36	12	12	24	10	11	15	8	5	49	2	2	2	2	2	7.4	7.4	7.4	7.4	7.4	35	40	36	29	14	65.6	74.8	67.4	54.4	42.4	
ISV17MBA05	15	13	28	11	11	22	12	11	8	2	3	36	2	2	2	2	2	7.8	7.8	7.8	7.8	7.8	37	34	29	23	13	68.1	62.6	53.3	42.2	37.6	
ISV17MBA06	18	16	34	18	16	34	5	8	9	10	13	45	2	2	2	2	2	9.4	9.4	9.4	9.4	9.4	34	35	38	37	24	63.7	65.6	71.1	69.3	71.8	
ISV17MBA07	19	5	24	11	3	14	11	15	2	3	5	36	2	2	2	2	2	7.8	7.8	7.8	7.8	7.8	40	30	23	16	15	73.7	55.2	42.2	29.3	43.5	
ISV17MBA08	10	13	23	11	6	17	10	15	11	5	6	47	2	2	2	2	2	7.2	7.2	7.2	7.2	7.2	29	37	31	20	15	54.1	68.9	57.8	37.4	44.7	
ISV17MBA09	11	12	23	15	6	21	12	15	16	2	1	46	2	2	2	2	2	7.8	7.8	7.8	7.8	7.8	33	37	41	18	11	60.7	68.1	75.6	33	31.8	
ISV17MBA10	15	18	33	19	18	37	10	5	8	9	8	40	2	2	2	2	2	9.6	9.6	9.6	9.6	9.6	37	35	39	39	20	67.8	64.1	71.5	71.5	57.6	
ISV17MBA11	16	15	31	20	13	33	11	10	15	8	0	44	2	2	2	2	2	10.2	10.2	10.2	10.2	10.2	39	37	47	33	12	72.6	68.9	87.4	61.5	35.9	
ISV17MBA12	18	18	36	20	17	37	15	15	11	15	14	70	2	2	2	2	2	10.0	10.0	10.0	10.0	10.0	45	45	43	44	26	83.3	83.3	79.6	81.5	76.5	
ISV17MBA13	18	19	37	19	20	39	16	16	16	15	15	78	2	2	2	2	2	7.8	7.8	7.8	7.8	7.8	44	45	45	45	25	81.1	83	83	83	72.9	
ISV17MBA14	19	13	32	16	14	30	10	11	15	15	7	58	2	2	2	2	2	7.6	7.6	7.6	7.6	7.6	39	34	41	39	17	71.5	62.2	75.2	71.5	48.8	
ISV17MBA15	14	14	28	11	4	15	2	5	2	3	2	14	2	2	2	2	2	8.6	8.6	8.6	8.6	8.6	27	30	24	18	13	49.3	54.8	43.7	32.6	37.1	
ISV17MBA16	16	19	35	18	19	37	15	11	11	10	13	60	2	2	2	2	2	7.6	7.6	7.6	7.6	7.6	41	40	39	39	23	75.2	73.3	71.5	71.5	66.5	
ISV17MBA17	20	14	34	18	10	28	12	15	10	11	2	50	2	2	2	2	2	9.0	9.0	9.0	9.0	9.0	43	40	39	32	13	79.6	74.1	72.2	59.3	38.2	
ISV17MBA18	15	21	36	19	19	38	10	15	16	16	15	72	2	2	2	2	2	12.2	12.2	12.2	12.2	12.2	39	50	49	49	29	72.6	93	91.1	91.1	85.9	
ISV17MBA20	11	9	20	11	9	20	10	5	8	9	4	36	2	2	2	2	2	7.4	7.4	7.4	7.4	7.4	30	23	28	27	13	56.3	43.3	52.6	50.7	39.4	
ISV17MBA21	18	14	32	18	6	24	5	2	8	10	15	40	2	2	2	2	2	9.6	9.6	9.6	9.6	9.6	35	28	38	28	27	64.1	51.1	69.6	51.1	78.2	
ISV17MBA22	17	19	36	15	13	28	8	9	1	10	10	38	2	2	2	2	2	10.4	10.4	10.4	10.4	10.4	37	40	28	35	22	69.3	74.8	52.6	65.6	65.9	
ISV17MBA23	16	10	26	10	10	20	10	11	10	11	14	56	2	2	2	2	2	8.6	8.6	8.6	8.6	8.6	37	32	31	32	25	67.8	58.5	56.7	58.5	72.4	
ISV17MBA24	17	18	35	20	19	39	16	11	11	15	15	68	2	2	2	2	2	12.0	12.0	12.0	12.0	12.0	47	43	45	48	29	87	79.6	83.3	88.9	85.3	
ISV17MBA25	15	15	30	15	5	20	0	0	0	0	0	0	2	2	2	2	2	4.8	4.8	4.8	4.8	4.8	22	22	22	12	7	40.4	40.4	40.4	21.9	20	
ISV17MBA26	16	19	35	11	9	20	10	11	12	5	4	42	2	2	2	2	2	8.2	8.2	8.2	8.2	8.2	36	40	33	24	14	67	74.4	61.5	44.8	41.8	
ISV17MBA27	18	2	20	15	10	25	10	11	5	4	4	34	2	2	2	2	2	10.4	10.4	10.4	10.4	10.4	40	25	32	26	16	74.8	47	60	48.9	48.2	
ISV17MBA28	16	13	29	16	14	30	11	5	15	12	16	59	2	2	2	2	2	12.0	12.0	12.0	12.0	12.0	41	32	45	40	30	75.9	59.3	83.3	74.1	88.2	
ISV17MBA29	11	9	20	10	10	20	10	12	11	8	10	51	2	2	2	2	2	9.0	9.0	9.0	9.0	9.0	32	32	32	29	21	59.3	59.3	59.3	53.7	61.8	
TOTAL	420	388	808	397	309	706	262	270	265	223	211	1231	54	54	54	54	54	239	239	239	239	239	975	951	955	825	504	1805	1761	1768	1527	1482	
Total students	27	27	27	27	27	27	27	27	27	27	27	27	27	27	27	27	27	27	27	27	27	27	27	27	27	27	27	27	27	27	27	27	27
Average	15.6	14.4	29.926	14.7	11.4	26.148	9.7	10	9.81	8.26	7.81	45.593	2	2	2	2	2	8.84	8.84	8.84	8.84	8.84	36.1	35.2	35.4	30.5	18.7	66.9	65.2	65.5	56.6	54.9	



DEPARTMENT OF MBA

PROGRAMME OUTCOMES (POS)

PO1: Acquire Sufficient theoretical knowledge and are enabled to apply them to solve practical problems in business and other organizations / institutions of importance.

PO2: Apply Effective communication skills with a high degree of lateral and critical thinking that enhances learn ability, developed for being continuously employable.

PO3: Demonstrate leadership qualities, ethically sound, enabled with decision making skills that reflect a high degree of social consciousness

PO4: Recognise the need for sustained research orientation to comprehend a growingly complex, economic, legal and ethical environment

PO5: Possess self-sustaining entrepreneurship qualities that encourages calculated risk taking.

COURSE OUTCOME

CO1- Understand the functioning of investment banking

CO2- Be aware of operations connected with depositories and custodians

CO3- Know how financial services like factoring, voucher capital, leasing and hire purchase are provided in the financial system

CO4- Understand the working of housing finance and non banking finance companies

CO5- Identifies the development happening in micro finance, credit rating and securitization system

COLLEGE	SHRIDEVI INSTITUTE OF ENGINEERING & TECHNOLOGY				
FACULTY NAME	MR. NANDAN				
COURSE	MBA	SEMESTER	III	ACADEMIC YEAR	2018-19
SUBJECT	INVESTMENT BANKING & FINANCIAL SERVICES			SUBJECT CODE	17MBAFM302
CO & PO MAPPING					
	PO1	PO2	PO3	PO4	PO5
CO1	1				
CO2		2		2	
CO3					3
CO4			2		
CO5	1	1			
AVERAGE	1	1.5	2	2	3
OVERALL MAPPING OF SUBJECT					1.9

CO AND PO ATTAINMENT

	CO%	PO1	PO2	PO3	PO4	PO5
CO1	62.88	0.63				
CO2	59.25		1.18		1.18	
CO3	66.10					1.98
CO4	59.66			1.19		
CO5	59.13	0.59	0.59			
AVERAGE	61.40	0.61	0.88	1.19	1.18	1.98
FINAL ATTAINMENT LEVEL						1.16

Nandan

Nandan
 Head of the Department
 M.B.A. Programme
 S.I.E.I. Tumkur

Nandan
 PRINCIPAL
 SIET, TUMAKURU.

INVESTMENT BANKING & FINANCIAL SERVICES

AY - 2018-19

SEM: III	IA TEST 1			IA TEST 2			IA TEST 3					Assignment and Seminar					SEE					Total					% of Individual CO					
USN	CO1	CO2	TOTAL	CO3	CO4	TOTAL	CO1	CO2	CO3	CO4	CO5	TOTAL	CO1	CO2	CO3	CO4	CO5	CO1	CO2	CO3	CO4	CO5	CO1	CO2	CO3	CO4	CO5	CO1	CO2	CO3	CO4	CO5
	20	20	40	20	20	40	16	16	16	16	16	80	2	2	2	2	2	16	16	16	16	16	54	54	54	54	34					
ISV17MBA01	10	10	20	13	16	29	12	11	11	10	8	52	2	2	2	2	2	9.6	9.6	9.6	9.6	9.6	34	33	36	38	20	62.2	60.4	65.9	69.6	57.6
ISV17MBA02	11	13	24	18	12	30	11	12	11	10	8	52	2	2	2	2	2	8.2	8.2	8.2	8.2	8.2	32	35	39	32	18	59.6	65.2	72.6	59.6	53.5
ISV17MBA04	10	10	20	10	8	18	5	8	9	11	11	44	2	2	2	2	2	10.4	10.4	10.4	10.4	10.4	27	30	31	31	23	50.7	56.3	58.1	58.1	68.8
ISV17MBA05	1	7	8	11	6	17	2	3	5	1	2	13	2	2	2	2	2	7.8	7.8	7.8	7.8	7.8	13	20	26	17	12	23.7	36.7	47.8	31.1	34.7
ISV17MBA06	18	13	31	18	16	34	5	4	10	11	14	44	2	2	2	2	2	9.6	9.6	9.6	9.6	9.6	35	29	40	39	26	64.1	53	73.3	71.5	75.3
ISV17MBA07	6	4	10	11	2	13	5	8	9	5	3	30	2	2	2	2	2	8.2	8.2	8.2	8.2	8.2	21	22	30	17	13	39.3	41.1	55.9	31.9	38.8
ISV17MBA08	16	13	29	18	6	24	10	9	8	10	14	51	2	2	2	2	2	10.0	10.0	10.0	10.0	10.0	38	34	38	28	26	70.4	63	70.4	51.9	76.5
ISV17MBA09	11	7	18	11	11	22	0	0	0	0	0	0	2	2	2	2	2	10.4	10.4	10.4	10.4	10.4	23	19	23	23	12	43.3	35.9	43.3	43.3	36.5
ISV17MBA10	16	15	31	18	14	32	11	16	15	10	16	68	2	2	2	2	2	11.2	11.2	11.2	11.2	11.2	40	44	46	37	29	74.4	81.9	85.6	68.9	85.9
ISV17MBA11	14	14	28	11	20	31	10	12	11	5	2	40	2	2	2	2	2	10.0	10.0	10.0	10.0	10.0	36	38	34	37	14	66.7	70.4	63	68.5	41.2
ISV17MBA12	15	18	33	16	18	34	16	16	15	15	14	76	2	2	2	2	2	10.8	10.8	10.8	10.8	10.8	44	47	44	46	27	81.1	86.7	81.1	84.8	78.8
ISV17MBA13	18	17	35	18	15	33	16	15	13	15	16	75	2	2	2	2	2	10.0	10.0	10.0	10.0	10.0	46	44	43	42	28	85.2	81.5	79.6	77.8	82.4
ISV17MBA14	16	6	22	16	9	25	15	16	11	11	10	63	2	2	2	2	2	8.6	8.6	8.6	8.6	8.6	42	33	38	31	21	77	60.4	69.6	56.7	60.6
ISV17MBA15	11	6	17	15	6	21	11	5	4	5	2	27	2	2	2	2	2	8.2	8.2	8.2	8.2	8.2	32	21	29	21	12	59.6	39.3	54.1	39.3	35.9
ISV17MBA16	18	11	29	18	14	32	10	5	15	10	12	52	2	2	2	2	2	9.2	9.2	9.2	9.2	9.2	39	27	44	35	23	72.6	50.4	81.9	65.2	68.2
ISV17MBA17	11	18	29	15	15	30	12	15	11	8	4	50	2	2	2	2	2	9.2	9.2	9.2	9.2	9.2	34	44	37	34	15	63.3	81.9	68.9	63.3	44.7
ISV17MBA18	18	16	34	16	15	31	15	15	16	12	14	72	2	2	2	2	2	9.4	9.4	9.4	9.4	9.4	44	42	43	38	25	82.2	78.5	80.4	71.1	74.7
ISV17MBA20	10	3	13	11	14	25	10	5	8	9	6	38	2	2	2	2	2	4.8	4.8	4.8	4.8	4.8	27	15	26	30	13	49.6	27.4	47.8	55.2	37.6
ISV17MBA21	19	9	28	16	13	29	10	12	8	8	13	51	2	2	2	2	2	9.2	9.2	9.2	9.2	9.2	40	32	35	32	24	74.4	59.6	65.2	59.6	71.2
ISV17MBA22	18	15	33	15	18	33	11	16	11	15	16	69	2	2	2	2	2	9.4	9.4	9.4	9.4	9.4	40	42	37	44	27	74.8	78.5	69.3	82.2	80.6
ISV17MBA23	11	13	24	11	10	21	10	10	11	8	6	45	2	2	2	2	2	9.8	9.8	9.8	9.8	9.8	33	35	34	30	18	60.7	64.4	62.6	55.2	52.4
ISV17MBA24	19	16	35	18	17	35	16	15	16	11	17	75	2	2	2	2	2	9.4	9.4	9.4	9.4	9.4	46	42	45	39	28	85.9	78.5	84.1	73	83.5
ISV17MBA25	10	10	20	16	14	30	0	0	0	0	0	0	2	2	2	2	2	4.4	4.4	4.4	4.4	4.4	16	16	22	20	6	30.4	30.4	41.5	37.8	18.8
ISV17MBA26	11	13	24	15	13	28	15	16	15	16	14	76	2	2	2	2	2	9.8	9.8	9.8	9.8	9.8	38	41	42	41	26	70	75.6	77.4	75.6	75.9
ISV17MBA27	11	9	20	16	8	24	0	0	0	0	0	0	2	2	2	2	2	8.6	8.6	8.6	8.6	8.6	22	20	27	19	11	40	36.3	49.3	34.4	31.2
ISV17MBA28	18	11	29	15	14	29	11	12	15	11	16	65	2	2	2	2	2	10.4	10.4	10.4	10.4	10.4	41	35	42	37	28	76.7	65.6	78.5	69.3	83.5
ISV17MBA29	11	3	14	11	11	22	10	8	9	8	5	40	2	2	2	2	2	9.2	9.2	9.2	9.2	9.2	32	22	31	30	16	59.6	41.1	57.8	55.9	47.6
TOTAL	358	300	658	397	335	732	259	264	267	235	243	1268	54	54	54	54	54	246	246	246	246	246	917	864	964	870	543	1698	1600	1785	1611	1596
Total students	27	27	27	27	27	27	27	27	27	27	27	27	27	27	27	27	27	27	27	27	27	27	27	27	27	27	27	27	27	27	27	27
Average	13.3	11.1	24.37	14.7	12.4	27.111	9.59	9.78	9.89	8.7	9	46.963	2	2	2	2	2	9.1	9.1	9.1	9.1	9.1	34	32	35.7	32.2	20.1	62.9	59.2	66.1	59.7	59.1



SHRIDEVI INSTITUTE OF ENGINEERING & TECHNOLOGY

SIRA ROAD, TUMKUR- 572 106.

DEPARTMENT OF MBA

PROGRAMME OUTCOMES (POS)

PO1: Acquire Sufficient theoretical knowledge and are enabled to apply them to solve practical problems in business and other organizations / institutions of importance.

PO2: Apply Effective communication skills with a high degree of lateral and critical thinking that enhances learn ability, developed for being continuously employable.

PO3: Demonstrate leadership qualities, ethically sound, enabled with decision making skills that reflect a high degree of social consciousness

PO4: Recognise the need for sustained research orientation to comprehend a growingly complex, economic, legal and ethical environment

PO5: Possess self-sustaining entrepreneurship qualities that encourages calculated risk taking.

COURSE OUTCOME

CO1- Understand the process of investment

CO2- Get an insight into functioning of stock market in India and Abroad

CO3- Have insight into the relation of the risk and return

CO4- Have familiarity of the fundamental and technical analysis

CO5- Learn the theories of portfolio management and also the tools and techniques for efficient portfolio management


COLLEGE	SHRIDEVI INSTITUTE OF ENGINEERING & TECHNOLOGY				
FACULTY NAME	MR. NANDAN				
COURSE	MBA	SEMESTER	III	ACADEMIC YEAR	2018-19
SUBJECT	INVESTMENT MANAGEMENT		SUBJECT CODE		17MBAFM303
CO & PO MAPPING					
	PO1	PO2	PO3	PO4	PO5
CO1	1				
CO2				2	2
CO3					2
CO4	2				
CO5		1	1		
AVERAGE	1.5	1	1	2	2
OVERALL MAPPING OF SUBJECT					1.5

CO AND PO ATTAINMENT

	CO%	PO1	PO2	PO3	PO4	PO5
CO1	63.46	0.63				
CO2	58.18				1.16	1.16
CO3	65.38					1.31
CO4	64.42	1.29				
CO5	58.74		0.59	0.59		
AVERAGE	62.03	0.96	0.59	0.59	1.16	1.23
FINAL ATTAINMENT LEVEL						0.90

Nandan



 head of the Department
 M.B.A. Programme
 S.J.E.T. Tumkur


 PRINCIPAL
 SIET, TUMAKURU.

INVESTMENT MANAGEMENT

AY - 2018-19

SEM: III	IA TEST 1			IA TEST 2			IA TEST 3					Assignment and Seminar					SEE					Total					% of Individual CO						
USN	CO1	CO2	TOTAL	CO3	CO4	TOTAL	CO1	CO2	CO3	CO4	CO5	TOTAL	CO1	CO2	CO3	CO4	CO5	CO1	CO2	CO3	CO4	CO5	CO1	CO2	CO3	CO4	CO5	CO1	CO2	CO3	CO4	CO5	
	20	20	40	20	20	40	16	16	16	16	16	80	2	2	2	2	2	16	16	16	16	16	54	54	54	54	34						
ISV17MBA01	8	7	15	15	14	29	15	11	10	11	0	47	2	2	2	2	2	8.0	8.0	8.0	8.0	8.0	33	28	35	35	10	61.1	51.9	64.8	64.8	29.4	
ISV17MBA02	13	13	26	15	20	35	10	11	10	10	14	55	2	2	2	2	2	8.2	8.2	8.2	8.2	8.2	33	34	35	40	24	61.5	63.3	65.2	74.4	71.2	
ISV17MBA04	11	12	23	11	10	21	10	11	5	8	10	44	2	2	2	2	2	9.8	9.8	9.8	9.8	9.8	33	35	28	30	22	60.7	64.4	51.5	55.2	64.1	
ISV17MBA05	5	3	8	8	7	15	8	9	8	5	3	33	2	2	2	2	2	9.2	9.2	9.2	9.2	9.2	24	23	27	23	14	44.8	43	50.4	43	41.8	
ISV17MBA06	16	16	32	18	19	37	10	11	12	8	11	52	2	2	2	2	2	9.8	9.8	9.8	9.8	9.8	38	39	42	39	23	70	71.9	77.4	71.9	67.1	
ISV17MBA07	11	4	15	2	7	9	5	6	8	4	4	27	2	2	2	2	2	11.0	11.0	11.0	11.0	11.0	29	23	23	24	17	53.7	42.6	42.6	44.4	50	
ISV17MBA08	11	12	23	13	13	26	11	8	11	10	15	55	2	2	2	2	2	8.4	8.4	8.4	8.4	8.4	32	30	34	33	25	60	56.3	63.7	61.9	74.7	
ISV17MBA09	0	0	0	11	12	23	11	15	11	8	6	51	2	2	2	2	2	8.8	8.8	8.8	8.8	8.8	22	26	33	31	17	40.4	47.8	60.7	57	49.4	
ISV17MBA10	14	15	29	19	20	39	15	16	11	16	16	74	2	2	2	2	2	9.2	9.2	9.2	9.2	9.2	40	42	41	47	27	74.4	78.1	76.3	87.4	80	
ISV17MBA11	16	13	29	15	17	32	14	16	11	15	13	69	2	2	2	2	2	7.6	7.6	7.6	7.6	7.6	40	39	36	42	23	73.3	71.5	65.9	77	66.5	
ISV17MBA12	18	12	30	16	20	36	16	11	14	14	13	68	2	2	2	2	2	11.6	11.6	11.6	11.6	11.6	48	37	44	48	27	88.1	67.8	80.7	88.1	78.2	
ISV17MBA13	16	13	29	20	19	39	16	16	16	15	16	79	2	2	2	2	2	11.4	11.4	11.4	11.4	11.4	45	42	49	47	29	84.1	78.5	91.5	87.8	86.5	
ISV17MBA14	11	10	21	15	13	28	11	12	11	11	5	50	2	2	2	2	2	10.4	10.4	10.4	10.4	10.4	34	34	38	36	17	63.7	63.7	71.1	67.4	51.2	
ISV17MBA15	8	8	16	11	8	19	10	10	5	0	1	26	2	2	2	2	2	8.2	8.2	8.2	8.2	8.2	28	28	26	18	11	52.2	52.2	48.5	33.7	32.9	
ISV17MBA16	18	3	21	18	17	35	11	5	8	16	13	53	2	2	2	2	2	7.2	7.2	7.2	7.2	7.2	38	17	35	42	22	70.7	31.1	31.1	78.1	65.3	
ISV17MBA17	11	15	26	15	18	33	11	10	15	11	12	59	2	2	2	2	2	7.2	7.2	7.2	7.2	7.2	31	34	39	38	21	57.8	57.8	57.8	70.7	62.4	
ISV17MBA18	16	15	31	18	17	35	16	14	15	16	14	75	2	2	2	2	2	11.0	11.0	11.0	11.0	11.0	45	42	46	46	27	83.8	77.8	85.2	85.2	79.4	
ISV17MBA20	11	7	18	11	13	24	16	15	11	5	4	51	2	2	2	2	2	7.2	7.2	7.2	7.2	7.2	36	31	31	27	13	67	57.8	57.8	50.4	38.8	
ISV17MBA21	12	13	25	16	17	33	10	10	8	9	14	51	2	2	2	2	2	9.8	9.8	9.8	9.8	9.8	34	35	36	38	26	62.6	64.4	66.3	70	75.9	
ISV17MBA22	18	11	29	16	14	30	15	16	13	15	15	74	2	2	2	2	2	8.4	8.4	8.4	8.4	8.4	43	37	39	39	25	80.4	69.3	73	73	74.7	
ISV17MBA23	10	8	18	11	9	20	10	11	12	8	6	47	2	2	2	2	2	9.4	9.4	9.4	9.4	9.4	31	30	34	28	17	58.1	56.3	63.7	52.6	51.2	
ISV17MBA24	18	9	27	18	21	39	13	16	15	11	16	71	2	2	2	2	2	12.0	12.0	12.0	12.0	12.0	45	39	47	46	30	83.3	72.2	87	85.2	88.2	
ISV17MBA25	11	4	15	16	16	32	0	0	0	0	0	0	2	2	2	2	2	5.2	5.2	5.2	5.2	5.2	18	11	23	23	7	33.7	20.7	43	43	21.2	
ISV17MBA26	11	14	25	11	14	25	10	11	15	11	1	48	2	2	2	2	2	8.4	8.4	8.4	8.4	8.4	31	35	36	35	11	58.1	65.6	67.4	65.6	33.5	
ISV17MBA27	8	9	17	18	10	28	10	10	8	0	1	29	2	2	2	2	2	8.4	8.4	8.4	8.4	8.4	28	29	36	20	11	52.6	54.4	67.4	37.8	33.5	
ISV17MBA28	11	12	23	11	16	27	10	8	9	11	11	49	2	2	2	2	2	8.8	8.8	8.8	8.8	8.8	32	31	31	38	22	58.9	57	57	70	64.1	
ISV17MBA29	10	2	12	8	4	12	11	2	8	9	8	38	2	2	2	2	2	8.6	8.6	8.6	8.6	8.6	32	15	27	24	19	58.5	27	49.3	43.7	54.7	
TOTAL	323	260	583	376	385	761	305	291	280	257	242	1375	54	54	54	54	54	243	243	243	243	243	925	848	953	939	539	1713	1571	1765	1739	1586	
Total students	27	27	27	27	27	27	27	27	27	27	27	27	27	27	27	27	27	27	27	27	27	27	27	27	27	27	27	27	27	27	27	27	27
Average	12	9.63	21.593	13.9	14.3	28.185	11.3	10.8	10.4	9.52	8.96	50.926	2	2	2	2	2	9.01	9.01	9.01	9.01	9.01	34.3	31.4	35.3	34.8	20	63.5	58.2	65.4	64.4	58.7	





SHRIDEVI INSTITUTE OF ENGINEERING & TECHNOLOGY
SIRA ROAD, TUMKUR- 572 106.

DEPARTMENT OF MBA

PROGRAMME OUTCOMES (POS)

PO1: Acquire Sufficient theoretical knowledge and are enabled to apply them to solve practical problems in business and other organizations / institutions of importance.

PO2: Apply Effective communication skills with a high degree of lateral and critical thinking that enhances learn ability, developed for being continuously employable.

PO3: Demonstrate leadership qualities, ethically sound, enabled with decision making skills that reflect a high degree of social consciousness

PO4: Recognise the need for sustained research orientation to comprehend a growingly complex, economic, legal and ethical environment

PO5: Possess self-sustaining entrepreneurship qualities that encourages calculated risk taking.

COURSE OUTCOME

CO1- Gain the insides of hire practices in the industry

CO2- Develop the knowledge related to employee management relations

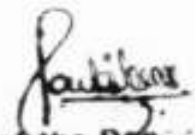
CO3- Implementation of various industrial acts


COLLEGE	SHRIDEVI INSTITUTE OF ENGINEERING & TECHNOLOGY				
FACULTY NAME	MRS. GRACE HEMALATHA				
COURSE	MBA	SEMESTER	III	ACADEMIC YEAR	2018-19
SUBJECT	INDUSTRIAL RELATIONS AND LEGISLATIONS			SUBJECT CODE	17MBAHR301
CO & PO MAPPING					
	PO1	PO2	PO3	PO4	PO5
CO1	2		3		
CO2				3	
CO3		3		3	
AVERAGE	2	3	3	3	
OVERALL MAPPING OF SUBJECT					2.75

CO AND PO ATTAINMENT

	CO%	PO1	PO2	PO3	PO4	PO5
CO1	64.99	1.30		1.95		
CO2	65.75				1.97	
CO3	60.06		1.80		1.80	
AVERAGE	63.60	1.30	1.80	1.95	1.88	
FINAL ATTAINMENT LEVEL						1.73

Grace Hemalatha


 Head of the Department
 M.B.A. Programme
 S.I.E.T. Tumkur


 PRINCIPAL
 SIET, TUMAKURU.

INDUSTRIAL RELATIONS AND LEGISLATIONS

AY - 2018-19

SEM: III	IA TEST 1			IA TEST 2			IA TEST 3				Assignment and			SEE			Total			% of Individual CO		
USN	CO1	CO2	TOTAL	CO2	CO3	TOTAL	CO1	CO2	CO3	TOTAL	CO1	CO2	CO3	CO1	CO2	CO3	CO1	CO2	CO3	CO1	CO2	CO3
	20	20	40	20	20	40	26	26	28	80	3.33	3.33	3.33	26.7	26.7	26.7	76	96	78			
ISV17MBA07	8	7	15	12	11	23	20	8	0	28	3.3	3.3	3.3	15.0	15.0	15.0	46	45	29	61	47.2	37.6
ISV17MBA09	9	7	16	15	10	25	15	15	9	39	3.3	3.3	3.3	13.7	13.7	13.7	41	54	36	53.9	56.3	46.2
ISV17MBA10	15	16	31	16	18	34	20	20	20	60	3.3	3.3	3.3	15.7	15.7	15.7	54	71	57	71.1	74	73.1
ISV17MBA12	14	15	29	19	19	38	24	22	25	71	3.3	3.3	3.3	15.7	15.7	15.7	57	75	63	75	78.1	80.8
ISV17MBA13	18	20	38	19	20	39	21	25	25	71	3.3	3.3	3.3	19.7	19.7	19.7	62	87	68	81.6	90.6	87.2
ISV17MBA16	10	10	20	20	8	28	20	12	7	39	3.3	3.3	3.3	14.0	14.0	14.0	47	59	32	62.3	61.8	41.5
ISV17MBA18	15	18	33	16	16	32	20	22	21	63	3.3	3.3	3.3	18.7	18.7	18.7	57	78	59	75	81.3	75.6
ISV17MBA24	18	20	38	18	21	39	25	25	20	70	3.3	3.3	3.3	15.3	15.3	15.3	62	82	60	81.1	85.1	76.5
ISV17MBA26	11	11	22	14	9	23	20	9	9	38	3.3	3.3	3.3	14.3	14.3	14.3	49	52	36	64	53.8	45.7
ISV17MBA27	5	5	10	5	4	9	5	8	10	23	3.3	3.3	3.3	16.0	16.0	16.0	29	37	33	38.6	38.9	42.7
ISV17MBA28	9	7	16	13	14	27	11	15	9	35	3.3	3.3	3.3	15.7	15.7	15.7	39	54	42	51.3	56.3	53.8
TOTAL	132	136	268	167	150	317	201	181	155	537	36.7	36.7	36.7	174	174	174	543	694	515	715	723	661
Total students	11	11	11	11	11	11	11	11	11	11	11	11	11	11	11	11	11	11	11	11	11	11
Average	12	12.4	24.364	15.2	13.6	28.818	18.3	16.5	14.1	48.818	3.33	3.33	3.33	15.8	15.8	15.8	49.4	63.1	46.8	65	65.8	60.1



SHRIDEVI INSTITUTE OF ENGINEERING & TECHNOLOGY

SIRA ROAD, TUMKUR- 572 106.

DEPARTMENT OF MBA

PROGRAMME OUTCOMES (POS)

PO1: Acquire Sufficient theoretical knowledge and are enabled to apply them to solve practical problems in business and other organizations / institutions of importance.

PO2: Apply Effective communication skills with a high degree of lateral and critical thinking that enhances learn ability, developed for being continuously employable.

PO3: Demonstrate leadership qualities, ethically sound, enabled with decision making skills that reflect a high degree of social consciousness

PO4: Recognise the need for sustained research orientation to comprehend a growingly complex, economic, legal and ethical environment

PO5: Possess self-sustaining entrepreneurship qualities that encourages calculated risk taking.

COURSE OUTCOME

CO1- Gain the insights of various principles and practices of recruitment and selection in an industry.

CO2- Equip students with various selection procedure practiced in industry.


CO3- Gain insights of the latest concepts and techniques used in recruitment and selection

COLLEGE	SHRIDEVI INSTITUTE OF ENGINEERING & TECHNOLOGY				
FACULTY NAME	MRS. SUCHITRA				
COURSE	MBA	SEMESTER	III	ACADEMIC YEAR	2018-19
SUBJECT	RECRUITMENT AND SELECTION			SUBJECT CODE	17MBAHR302
CO & PO MAPPING					
	PO1	PO2	PO3	PO4	PO5
CO1	2		2		
CO2		2		1	
CO3		2			
AVERAGE	2	2	2	1	
OVERALL MAPPING OF SUBJECT					1.75

CO AND PO ATTAINMENT

	CO%	PO1	PO2	PO3	PO4	PO5
CO1	68.42	1.37		1.37		
CO2	66.67		1.33		0.67	
CO3	59.21		1.18			
AVERAGE	64.77	1.37	1.25	1.37	0.67	
FINAL ATTAINMENT LEVEL						1.16


 Head of the Department
 M.B.A. Programme
 S.J.E.T. Tumkur


 PRINCIPAL
 SIET, TUMAKURU.

RECRUITMENT AND SELECTION

AY - 2018-19

SEM: III	IA TEST 1			IA TEST 2			IA TEST 3				Assignment and Seminar			SEE			Total			% of Individual CO		
	CO1	CO2	TOTAL	CO2	CO3	TOTAL	CO1	CO2	CO3	TOTAL	CO1	CO2	CO3	CO1	CO2	CO3	CO1	CO2	CO3	CO1	CO2	CO3
USN	20	20	40	20	20	40	26	26	28	80	3.33	3.33	3.33	26.7	26.7	26.7	76	96	78			
ISV17MBA07	1	20	21	13	11	24	20	8	0	28	3.3	3.3	3.3	15.0	15.0	15.0	39	59	29	51.8	61.8	37.6
ISV17MBA09	12	10	22	14	10	24	20	15	16	51	3.3	3.3	3.3	13.7	13.7	13.7	49	56	43	64.5	58.3	55.1
ISV17MBA10	18	16	34	16	16	32	22	10	23	55	3.3	3.3	3.3	16.7	16.7	16.7	60	62	59	78.9	64.6	75.6
ISV17MBA12	19	5	24	18	14	32	20	23	20	63	3.3	3.3	3.3	16.3	16.3	16.3	59	66	54	77.2	68.4	68.8
ISV17MBA13	18	12	30	18	18	36	23	20	20	63	3.3	3.3	3.3	14.7	14.7	14.7	59	68	56	77.6	70.8	71.8
ISV17MBA16	15	9	24	19	1	20	20	22	11	53	3.3	3.3	3.3	14.7	14.7	14.7	53	68	30	69.7	70.8	38.5
ISV17MBA18	15	18	33	16	16	32	21	25	17	63	3.3	3.3	3.3	16.3	16.3	16.3	56	79	53	73.2	81.9	67.5
ISV17MBA24	19	15	34	18	17	35	23	22	18	63	3.3	3.3	3.3	19.7	19.7	19.7	65	78	58	85.5	81.3	74.4
ISV17MBA26	10	10	20	18	7	25	22	20	6	48	3.3	3.3	3.3	13.7	13.7	13.7	49	65	30	64.5	67.7	38.5
ISV17MBA27	11	7	18	11	14	25	18	9	11	38	3.3	3.3	3.3	14.7	14.7	14.7	47	45	43	61.8	46.9	55.1
ISV17MBA28	8	10	18	12	15	27	10	18	20	48	3.3	3.3	3.3	15.0	15.0	15.0	36	58	53	47.8	60.8	68.4
TOTAL	146	132	278	173	139	312	219	192	162	573	36.7	36.7	36.7	170	170	170	572	704	508	753	733	651
Total students	11	11	11	11	11	11	11	11	11	11	11	11	11	11	11	11	11	11	11	11	11	11
Average	13.3	12	25.273	15.7	12.6	28.364	19.9	17.5	14.7	52.091	3.33	3.33	3.33	15.5	15.5	15.5	52	64	46.2	68.4	66.7	59.2



SHRIDEVI INSTITUTE OF ENGINEERING & TECHNOLOGY

SIRA ROAD, TUMKUR- 572 106.

DEPARTMENT OF MBA

PROGRAMME OUTCOMES (POS)

PO1: Acquire Sufficient theoretical knowledge and are enabled to apply them to solve practical problems in business and other organizations / institutions of importance.

PO2: Apply Effective communication skills with a high degree of lateral and critical thinking that enhances learn ability, developed for being continuously employable.

PO3: Demonstrate leadership qualities, ethically sound, enabled with decision making skills that reflect a high degree of social consciousness

PO4: Recognise the need for sustained research orientation to comprehend a growingly complex, economic, legal and ethical environment

PO5: Possess self-sustaining entrepreneurship qualities that encourages calculated risk taking.

COURSE OUTCOME

CO1- Gain insights of various conceptual aspects of compensations and benefits

CO2- Determine the performance based compensation system for business excellence

CO3- Understand the legal and administrative issues in global compensation


COLLEGE	SHRIDEVI INSTITUTE OF ENGINEERING & TECHNOLOGY				
FACULTY NAME	MRS. GRACE HEMALATHA				
COURSE	MBA	SEMESTER	III	ACADEMIC YEAR	2018-19
SUBJECT	COMPENSATION & REWARD SYSTEM			SUBJECT CODE	17MBAHR303
CO & PO MAPPING					
	PO1	PO2	PO3	PO4	PO5
CO1	2		3		
CO2				3	
CO3		3		3	
AVERAGE	2	3	3	3	
OVERALL MAPPING OF SUBJECT					2.75

CO AND PO ATTAINMENT

	CO%	PO1	PO2	PO3	PO4	PO5
CO1	63.84	1.28		1.92		
CO2	62.47				1.87	
CO3	59.05		1.77		1.77	
AVERAGE	61.79	1.28	1.77	1.92	1.82	
FINAL ATTAINMENT LEVEL						1.69

Grace Hemalatha


 Head of the Department
 M.B.A. Programme
 S.I.E.T. Tumkur


 PRINCIPAL
 SIET, TUMAKURU.

COMPENSATION & BENEFITS

AY - 2018-19

SEM: III	IA TEST 1			IA TEST 2			IA TEST 3				Assignment and Seminar			SEE			Total			% of Individual CO		
	CO1	CO2	TOTAL	CO2	CO3	TOTAL	CO1	CO2	CO3	TOTAL	CO1	CO2	CO3	CO1	CO2	CO3	CO1	CO2	CO3	CO1	CO2	CO3
USN	20	20	40	20	20	40	26	26	28	80	3.33	3.33	3.33	26.7	26.7	26.7	76	96	78			
ISV17MBA07	11	9	20	16	14	30	0	0	0	0	3.3	3.3	3.3	17.7	17.7	17.7	32	46	35	42.1	47.9	44.9
ISV17MBA09	6	6	12	9	7	16	10	11	6	27	3.3	3.3	3.3	16.7	16.7	16.7	36	46	33	47.4	47.9	42.3
ISV17MBA10	18	16	34	18	18	36	10	11	11	32	3.3	3.3	3.3	20.0	20.0	20.0	51	68	52	67.5	71.2	67.1
ISV17MBA12	19	10	29	16	16	32	22	22	25	69	3.3	3.3	3.3	19.7	19.7	19.7	64	71	64	84.2	74	82.1
ISV17MBA13	18	20	38	18	18	36	26	21	23	70	3.3	3.3	3.3	18.7	18.7	18.7	66	81	63	86.8	84.4	80.8
ISV17MBA16	5	10	15	11	9	20	20	11	11	42	3.3	3.3	3.3	19.7	19.7	19.7	48	55	43	63.2	57.3	55.1
ISV17MBA18	11	9	20	18	17	35	20	15	19	54	3.3	3.3	3.3	19.7	19.7	19.7	54	65	59	71.1	67.7	75.6
ISV17MBA24	19	18	37	19	19	38	20	25	20	65	3.3	3.3	3.3	20.0	20.0	20.0	62	85	62	82	88.9	79.9
ISV17MBA26	5	6	11	11	11	22	20	8	2	30	3.3	3.3	3.3	14.0	14.0	14.0	42	42	30	55.7	44.1	38.9
ISV17MBA27	4	4	8	12	10	22	10	8	7	25	3.3	3.3	3.3	13.7	13.7	13.7	31	41	34	40.8	42.7	43.6
ISV17MBA28	10	6	16	18	9	27	20	18	5	43	3.3	3.3	3.3	13.3	13.3	13.3	47	59	31	61.4	61.1	39.3
TOTAL	126	114	240	166	148	314	178	150	129	457	36.7	36.7	36.7	193	193	193	534	660	507	702	687	650
Total students	11	11	11	11	11	11	11	11	11	11	11	11	11	11	11	11	11	11	11	11	11	11
Average	11.5	10.4	21.818	15.1	13.5	28.545	16.2	13.6	11.7	41.545	3.33	3.33	3.33	17.5	17.5	17.5	48.5	60	46.1	63.8	62.5	59.1

EVEN SEM-2018-19



DEPARTMENT OF MBA

PROGRAMME OUTCOMES (POS)

PO1: Acquire Sufficient theoretical knowledge and are enabled to apply them to solve practical problems in business and other organizations / institutions of importance.

PO2: Apply Effective communication skills with a high degree of lateral and critical thinking that enhances learn ability, developed for being continuously employable.

PO3: Demonstrate leadership qualities, ethically sound, enabled with decision making skills that reflect a high degree of social consciousness

PO4: Recognise the need for sustained research orientation to comprehend a growingly complex, economic, legal and ethical environment

PO5: Possess self-sustaining entrepreneurship qualities that encourages calculated risk taking.

COURSE OUTCOME

CO1- Understanding of HRM functions, principles, Job analysis that facilitates students to design a job description and job specification for various levels of employees.

CO2- Synthesize knowledge on effectiveness of recruitment process, sources & understanding of systematic selection procedure.

CO3- Identify the various training methods and design a training program.

CO4- Understand the concept of performance appraisal process in an organization.


CO5- List out the regulations governing employee benefit practices.

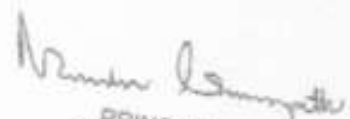
COLLEGE	SHRIDEVI INSTITUTE OF ENGINEERING & TECHNOLOGY				
FACULTY NAME	MRS. GRACE HEMALATHA				
COURSE	MBA	SEMESTER	II	ACADEMIC YEAR	2018-19
SUBJECT	HUMAN RESOURCE MANAGEMENT			SUBJECT CODE	18MBA21
CO & PO MAPPING					
	PO1	PO2	PO3	PO4	PO5
CO1	3		2		
CO2		3			
CO3	2		3		
CO4				2	2
CO5		3	2		
AVERAGE	2.5	3	2.33	2	2
OVERALL MAPPING OF SUBJECT					2.36

CO AND PO ATTAINMENT

	CO%	PO1	PO2	PO3	PO4	PO5
CO1	60.35	1.81		1.21		
CO2	57.96		1.74			
CO3	59.12	1.18		1.77		
CO4	58.03				1.16	1.16
CO5	64.82		1.94	1.30		
AVERAGE	60.05	1.49	1.84	1.42	1.16	1.16
FINAL ATTAINMENT LEVEL						1.41

Grace H. Laksh


 head of the Department
 M.B.A. Programme
 S.I.E.T. Tumkur


 PRINCIPAL
 S.I.E.T. TUMAKURU.

HUMAN RESOURCE MANAGEMENT

AY 2018-19

SEM: II	IA TEST 1			IA TEST 2			IA TEST 3					Assignment and Seminar					SEE					Total					% of Individual CO						
USN	CO1	CO2	TOTAL	CO3	CO4	TOTAL	CO1	CO2	CO3	CO4	CO5	TOTAL	CO1	CO2	CO3	CO4	CO5	CO1	CO2	CO3	CO4	CO5	CO1	CO2	CO3	CO4	CO5	CO1	CO2	CO3	CO4	CO5	
	25	25	50	25	25	50	20	20	20	20	20	100	3	3	3	3	3	12	12	12	12	12	60	60	60	60	35						
ISV18MBA01	0	0	0	10	8	18	15	11	10	15	15	66	3	3	3	3	3	7.6	7.6	7.6	7.6	7.6	26	22	31	34	26	42.7	36	51	56	73.1	
ISV18MBA02	15	18	33	11	8	19	13	12	15	12	15	67	3	3	3	3	3	7.0	7.0	7.0	7.0	7.0	38	40	36	30	25	63.3	66.7	60	50	71.4	
ISV18MBA03	21	22	43	21	20	41	18	15	16	18	19	86	3	3	3	3	3	7.8	7.8	7.8	7.8	7.8	50	48	48	49	30	83	79.7	79.7	81.3	85.1	
ISV18MBA04	8	10	18	8	6	14	15	12	15	18	16	76	3	3	3	3	3	7.8	7.8	7.8	7.8	7.8	34	33	34	35	27	56.3	54.7	56.3	58	76.6	
ISV18MBA05	16	14	30	18	16	34	16	18	16	16	17	83	3	3	3	3	3	9.0	9.0	9.0	9.0	9.0	44	44	46	44	29	73.3	73.3	76.7	73.3	82.9	
ISV18MBA06	11	18	29	17	10	27	15	18	12	15	17	77	3	3	3	3	3	9.0	9.0	9.0	9.0	9.0	38	48	41	37	29	63.3	80	68.3	61.7	82.9	
ISV18MBA07	18	14	32	15	13	28	12	15	14	16	10	67	3	3	3	3	3	5.2	5.2	5.2	5.2	5.2	38	37	37	37	18	63.7	62	62	62	52	
ISV18MBA08	18	17	35	15	13	28	15	12	15	18	19	79	3	3	3	3	3	8.4	8.4	8.4	8.4	8.4	44	40	41	42	30	74	67.3	69	70.7	86.9	
ISV18MBA09	18	11	29	11	6	17	10	12	9	10	8	49	3	3	3	3	3	6.8	6.8	6.8	6.8	6.8	38	33	30	26	18	63	54.7	49.7	43	50.9	
ISV18MBA10	8	11	19	12	3	15	11	12	10	9	8	50	3	3	3	3	3	5.2	5.2	5.2	5.2	5.2	27	31	30	20	16	45.3	52	50.3	33.7	46.3	
ISV18MBA12	0	0	0	8	3	11	12	15	15	15	18	75	3	3	3	3	3	6.2	6.2	6.2	6.2	6.2	21	24	32	27	27	35.3	40.3	53.7	45.3	77.7	
ISV18MBA13	16	15	31	16	14	30	10	12	11	15	7	55	3	3	3	3	3	5.8	5.8	5.8	5.8	5.8	35	36	36	38	16	58	59.7	59.7	63	45.1	
ISV18MBA14	15	10	25	12	9	21	10	11	12	15	18	66	3	3	3	3	3	6.0	6.0	6.0	6.0	6.0	34	30	33	33	27	56.7	50	55	55	77.1	
ISV18MBA15	19	19	38	18	20	38	18	19	20	18	13	88	3	3	3	3	3	8.0	8.0	8.0	8.0	8.0	48	49	49	49	24	80	81.7	81.7	81.7	68.6	
ISV18MBA16	14	13	27	18	16	34	11	15	14	18	10	68	3	3	3	3	3	6.8	6.8	6.8	6.8	6.8	35	38	42	44	20	58	63	69.7	73	56.6	
ISV18MBA19	6	6	12	9	9	18	8	5	5	8	7	33	3	3	3	3	3	6.6	6.6	6.6	6.6	6.6	24	21	24	27	17	39.3	34.3	39.3	44.3	47.4	
ISV18MBA20	18	9	27	11	13	24	12	15	11	12	11	61	3	3	3	3	3	7.2	7.2	7.2	7.2	7.2	40	34	32	35	21	67	57	53.7	58.7	60.6	
ISV18MBA21	15	13	28	14	13	27	15	14	11	8	9	57	3	3	3	3	3	4.4	4.4	4.4	4.4	4.4	37	34	32	28	16	62.3	57.3	54	47.3	46.9	
ISV18MBA23	21	20	41	18	17	35	18	19	18	15	13	83	3	3	3	3	3	7.4	7.4	7.4	7.4	7.4	49	49	46	42	23	82.3	82.3	77.3	70.7	66.9	
ISV18MBA27	0	0	0	15	12	27	18	20	11	18	13	80	3	3	3	3	3	9.0	9.0	9.0	9.0	9.0	30	32	38	42	25	50	53.3	63.3	70	71.4	
ISV18MBA28	12	3	15	8	8	16	15	12	11	15	8	61	3	3	3	3	3	6.4	6.4	6.4	6.4	6.4	36	24	28	32	17	60.7	40.7	47.3	54	49.7	
ISV18MBA30	11	10	21	11	10	21	10	11	12	18	18	69	3	3	3	3	3	4.0	4.0	4.0	4.0	4.0	28	28	30	35	25	46.7	46.7	50	58.3	71.4	
ISV18MBA31	15	4	19	0	1	1	15	12	11	5	7	50	3	3	3	3	3	5.2	5.2	5.2	5.2	5.2	38	24	19	14	15	63.7	40.3	32	23.7	43.4	
TOTAL	295	257	552	296	248	544	312	317	294	327	296	1546	69	69	69	69	69	157	157	157	157	157	833	800	816	801	522	1388	1333	1360	1335	1491	
Total students	23	23	23	23	23	23	23	23	23	23	23	23	23	23	23	23	23	23	23	23	23	23	23	23	23	23	23	23	23	23	23	23	23
Average	12.8	11.17	24	12.9	10.8	23.652	13.6	13.8	12.8	14.2	12.87	67.2	3	3	3	3	3	6.82	6.82	6.82	6.82	6.82	36.2	34.8	35.5	34.8	22.7	60.3	58	59.1	58	64.8	



SHRIDEVI INSTITUTE OF ENGINEERING & TECHNOLOGY

SIRA ROAD, TUMKUR- 572 106.

DEPARTMENT OF MBA

PROGRAMME OUTCOMES (POS)

PO1: Acquire Sufficient theoretical knowledge and are enabled to apply them to solve practical problems in business and other organizations / institutions of importance.

PO2: Apply Effective communication skills with a high degree of lateral and critical thinking that enhances learn ability, developed for being continuously employable.

PO3: Demonstrate leadership qualities, ethically sound, enabled with decision making skills that reflect a high degree of social consciousness

PO4: Recognise the need for sustained research orientation to comprehend a growingly complex, economic, legal and ethical environment

PO5: Possess self-sustaining entrepreneurship qualities that encourages calculated risk taking.

COURSE OUTCOME

CO1- Understand the basic financial concepts.

CO2- Apply time value of money.

CO3- Evaluate the investment decisions.

CO4- Analyze the capital structure and dividend decisions.

CO5- Estimate working capital requirements

COLLEGE	SHRIDEVI INSTITUTE OF ENGINEERING & TECHNOLOGY				
FACULTY NAME	MR. NANDAN				
COURSE	MBA	SEMESTER	II	ACADEMIC YEAR	2018-19
SUBJECT	FINANCIAL MANAGEMENT			SUBJECT CODE	18MBA22
CO & PO MAPPING					
	PO1	PO2	PO3	PO4	PO5
CO1	2				
CO2		2			
CO3			1		
CO4		2	1		
CO5			1	2	
AVERAGE	2	2	1	2	
OVERALL MAPPING OF SUBJECT					1.75

CO AND PO ATTAINMENT

	CO%	PO1	PO2	PO3	PO4	PO5
CO1	59.35	1.19				
CO2	55.81		1.12			
CO3	59.28			0.59		
CO4	59.55		1.19	0.60		
CO5	57.85			0.58	1.16	
AVERAGE	58.37	1.19	1.15	0.59	1.16	
FINAL ATTAINMENT LEVEL						1.02

Nandan

Nandan
 Head of the Department
 M.B.A. Programme
 S.I.E.T. Tumkur

Nandan
 PRINCIPAL
 SIET, TUMKURU

FINANCIAL MANAGEMENT

AY 2018-19

SEM: II	IA TEST 1			IA TEST 2			IA TEST 3					Assignment and Seminar					SEE					Total					% of Individual CO							
USN	CO1	CO2	TOTAL	CO3	CO4	TOTAL	CO1	CO2	CO3	CO4	CO5	TOTAL	CO1	CO2	CO3	CO4	CO5	CO1	CO2	CO3	CO4	CO4	CO5	CO1	CO2	CO3	CO4	CO5	CO1	CO2	CO3	CO4	CO5	
	25	25	50	25	25	50	20	20	20	20	20	100	3	3	3	3	3	12	12	12	12	12	12	60	60	60	60	35						
ISV18MBA01	0	0	0	5	4	9	12	10	11	15	5	53	3	3	3	3	3	4.8	4.8	4.8	4.8	4.8	4.8	20	18	24	27	13	33	29.7	39.7	44.7	36.6	
ISV18MBA02	18	14	32	19	17	36	18	12	15	18	10	73	3	3	3	3	3	6.4	6.4	6.4	6.4	6.4	6.4	45	35	43	44	19	75.7	59	72.3	74	55.4	
ISV18MBA03	22	19	41	22	19	41	18	15	18	18	19	88	3	3	3	3	3	8.2	8.2	8.2	8.2	8.2	8.2	51	45	51	48	30	85.3	75.3	85.3	80.3	86.3	
ISV18MBA04	18	13	31	19	12	31	11	12	11	15	7	56	3	3	3	3	3	5.8	5.8	5.8	5.8	5.8	5.8	38	34	39	36	16	63	56.3	64.7	59.7	45.1	
ISV18MBA05	16	14	30	14	15	29	18	15	10	19	20	82	3	3	3	3	3	6.2	6.2	6.2	6.2	6.2	6.2	43	38	33	43	29	72	63.7	55.3	72	83.4	
ISV18MBA06	15	10	25	11	9	20	12	16	15	18	8	69	3	3	3	3	3	6.8	6.8	6.8	6.8	6.8	6.8	37	36	36	37	18	61.3	59.7	59.7	61.3	50.9	
ISV18MBA07	13	11	24	10	10	20	11	10	8	9	9	47	3	3	3	3	3	5.6	5.6	5.6	5.6	5.6	5.6	33	30	27	28	18	54.3	49.3	44.3	46	50.3	
ISV18MBA08	14	12	26	16	14	30	18	19	15	18	15	85	3	3	3	3	3	5.8	5.8	5.8	5.8	5.8	5.8	41	40	40	41	24	68	66.3	66.3	68	68	
ISV18MBA09	18	18	36	10	15	25	5	2	2	1	3	13	3	3	3	3	3	4.2	4.2	4.2	4.2	4.2	4.2	30	27	19	23	10	50.3	45.3	32	38.7	29.1	
ISV18MBA10	17	14	31	12	10	22	15	12	8	15	18	68	3	3	3	3	3	4.2	4.2	4.2	4.2	4.2	4.2	39	33	27	32	25	65.3	55.3	45.3	53.7	72	
ISV18MBA12	0	0	0	11	10	21	12	11	15	16	14	68	3	3	3	3	3	5.6	5.6	5.6	5.6	5.6	5.6	21	20	35	35	23	34.3	32.7	57.7	57.7	64.6	
ISV18MBA13	18	21	39	15	20	35	18	15	18	16	15	82	3	3	3	3	3	5.8	5.8	5.8	5.8	5.8	5.8	45	45	42	45	24	74.7	74.7	69.7	74.7	68	
ISV18MBA14	13	11	24	16	17	33	14	18	12	15	17	76	3	3	3	3	3	5.2	5.2	5.2	5.2	5.2	5.2	35	37	36	40	25	58.7	62	60.3	67	72	
ISV18MBA15	23	21	44	23	22	45	20	20	18	18	20	96	3	3	3	3	3	7.8	7.8	7.8	7.8	7.8	7.8	54	52	52	51	31	89.7	86.3	86.3	84.7	88	
ISV18MBA16	21	19	40	18	20	38	20	18	15	14	7	74	3	3	3	3	3	5.8	5.8	5.8	5.8	5.8	5.8	50	46	42	43	16	83	76.3	69.7	71.3	45.1	
ISV18MBA19	9	10	19	16	10	26	8	9	7	11	8	43	3	3	3	3	3	5.8	5.8	5.8	5.8	5.8	5.8	26	28	32	30	17	43	46.3	53	49.7	48	
ISV18MBA20	20	9	29	18	13	31	18	17	18	15	13	81	3	3	3	3	3	6.0	6.0	6.0	6.0	6.0	6.0	47	35	45	37	22	78.3	58.3	75	61.7	62.9	
ISV18MBA21	22	20	42	17	22	39	18	18	16	19	19	90	3	3	3	3	3	8.2	8.2	8.2	8.2	8.2	8.2	51	49	44	52	30	85.3	82	73.7	87	86.3	
ISV18MBA23	0	0	0	19	14	33	12	11	12	15	6	56	3	3	3	3	3	7.4	7.4	7.4	7.4	7.4	7.4	22	21	41	39	16	37.3	35.7	69	65.7	46.9	
ISV18MBA26	11	18	29	15	15	30	10	5	8	9	11	43	3	3	3	3	3	1.6	1.6	1.6	1.6	1.6	1.6	26	28	28	29	16	42.7	46	46	47.7	44.6	
ISV18MBA27	0	0	0	15	14	29	15	16	18	19	16	84	3	3	3	3	3	6.6	6.6	6.6	6.6	6.6	6.6	25	26	43	43	26	41	42.7	71	71	73.1	
ISV18MBA28	12	14	26	9	9	18	12	15	18	9	9	63	3	3	3	3	3	6.2	6.2	6.2	6.2	6.2	6.2	33	38	36	27	18	55.3	63.7	60.3	45.3	52	
ISV18MBA29	10	10	20	0	0	0	5	8	9	5	4	31	3	3	3	3	3	3.4	3.4	3.4	3.4	3.4	3.4	21	24	15	11	10	35.7	40.7	25.7	19	29.7	
ISV18MBA30	16	15	31	18	13	31	10	8	9	12	12	51	3	3	3	3	3	5.4	5.4	5.4	5.4	5.4	5.4	34	31	35	33	20	57.3	52.3	59	55.7	58.3	
ISV18MBA31	12	11	23	10	8	18	5	4	8	5	4	26	3	3	3	3	3	3.4	3.4	3.4	3.4	3.4	3.4	23	21	24	19	10	39	35.7	40.7	32.3	29.7	
TOTAL	338	304	642	358	332	690	335	316	314	344	289	1598	75	75	75	75	75	142	142	142	142	142	142	890	837	889	893	506	1484	1395	1482	1489	1446	
Total students	25	25	25	25	25	25	25	25	25	25	25	25	25	25	25	25	25	25	25	25	25	25	25	25	25	25	25	25	25	25	25	25	25	25
Average	14	12	25.68	14	13	27.6	13.4	13	13	14	12	63.9	3	3	3	3	3	5.69	5.69	5.69	5.69	5.69	5.69	36	33	36	36	20	59.3	55.8	59.3	59.5	57.9	



SHRIDEVI INSTITUTE OF ENGINEERING & TECHNOLOGY

SIRA ROAD, TUMKUR- 572 106.

DEPARTMENT OF MBA

PROGRAMME OUTCOMES (POS)

PO1: Acquire Sufficient theoretical knowledge and are enabled to apply them to solve practical problems in business and other organizations / institutions of importance.

PO2: Apply Effective communication skills with a high degree of lateral and critical thinking that enhances learn ability, developed for being continuously employable.

PO3: Demonstrate leadership qualities, ethically sound, enabled with decision making skills that reflect a high degree of social consciousness

PO4: Recognise the need for sustained research orientation to comprehend a growingly complex, economic, legal and ethical environment

PO5: Possess self-sustaining entrepreneurship qualities that encourages calculated risk taking.

COURSE OUTCOME

CO1- Understand various research approaches, techniques and strategies in the appropriate in business.

CO2- Apply a range of quantitative / qualitative research techniques to business and day to day management problems.

CO3- Demonstrate knowledge and understanding of data analysis, interpretation and report writing.

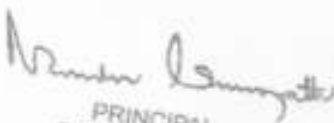
CO4- Develop necessary critical thinking skills in order to evaluate different research approaches in Business.

COLLEGE	SHRIDEVI INSTITUTE OF ENGINEERING & TECHNOLOGY				
FACULTY NAME	DR. K S RAMAKRISHNA				
COURSE	MBA	SEMESTER	II	ACADEMIC YEAR	2018-19
SUBJECT	RESEARCH METHODOLOGY			SUBJECT CODE	18MBA23
CO & PO MAPPING					
	PO1	PO2	PO3	PO4	PO5
CO1	2				
CO2		2			
CO3			2		
CO4					2
AVERAGE	2	2	2		2
OVERALL MAPPING OF SUBJECT					2

CO AND PO ATTAINMENT

	CO%	PO1	PO2	PO3	PO4	PO5
CO1	67.33	1.35				
CO2	63.33		1.27			
CO3	68.67			1.37		
CO4	62.99					1.26
AVERAGE	65.58	1.35	1.27	1.37		1.26
FINAL ATTAINMENT LEVEL						1.31


 Head of the Department
 M.B.A. Programme
 S.I.E.T. Tumkur


 PRINCIPAL
 SIET, TUMAKURU.

RESEARCH METHODOLOGY

AY 2018-19

SEM: II	IA TEST 1			IA TEST 2			IA TEST 3					Assignment and				SEE				Total				% of Individual CO				
USN	CO1	CO2	OTA	CO3	CO4	OTA	CO1	CO2	CO3	CO4	Total	CO1	CO2	CO3	CO4	CO1	CO2	CO3	CO4	CO1	CO2	CO3	CO4	CO1	CO2	CO3	CO4	
	25	25	50	25	25	50	25	25	25	25	100	3.75	3.75	3.75	3.75	15	15	15	15	69	69	69	69					
ISV18MBA01	0	0	0	23	22	45	24	22	24	17	87	3.8	3.8	3.8	3.8	1.3	1.3	1.3	1.3	29	27	52	44	42	39.1	75.4	63.8	
ISV18MBA02	18	15	33	22	21	43	25	24	20	23	92	3.8	3.8	3.8	3.8	7.0	7.0	7.0	7.0	54	50	53	55	77.9	72.1	76.4	79.3	
ISV18MBA03	23	21	44	24	22	46	20	24	23	21	88	3.8	3.8	3.8	3.8	8.0	8.0	8.0	8.0	55	57	59	55	79.3	82.2	85.1	79.3	
ISV18MBA04	18	17	35	19	19	38	21	22	18	13	74	3.8	3.8	3.8	3.8	6.8	6.8	6.8	6.8	50	50	48	43	71.7	71.7	68.8	61.6	
ISV18MBA05	18	16	34	22	21	43	21	20	24	23	88	3.8	3.8	3.8	3.8	7.3	7.3	7.3	7.3	50	47	57	55	72.5	68.1	82.6	79.7	
ISV18MBA06	19	12	31	18	15	33	22	20	20	13	75	3.8	3.8	3.8	3.8	8.5	8.5	8.5	8.5	53	44	50	40	77.2	64.1	72.8	58.3	
ISV18MBA07	23	21	44	18	11	29	20	21	15	3	59	3.8	3.8	3.8	3.8	7.5	7.5	7.5	7.5	54	53	44	25	78.6	77.2	64.1	36.6	
ISV18MBA08	23	22	45	25	23	48	24	23	24	22	93	3.8	3.8	3.8	3.8	8.0	8.0	8.0	8.0	59	57	61	57	85.1	82.2	88	82.2	
ISV18MBA09	18	16	34	16	10	26	18	15	12	10	55	3.8	3.8	3.8	3.8	2.3	2.3	2.3	2.3	42	37	34	26	60.9	53.6	49.3	37.7	
ISV18MBA10	11	9	20	15	14	29	20	15	15	21	71	3.8	3.8	3.8	3.8	7.3	7.3	7.3	7.3	42	35	41	46	60.9	50.7	59.4	66.7	
ISV18MBA12	0	0	0	12	13	25	20	18	19	15	72	3.8	3.8	3.8	3.8	7.3	7.3	7.3	7.3	31	29	42	39	44.9	42	60.9	56.5	
ISV18MBA13	19	20	39	19	13	32	20	21	22	20	83	3.8	3.8	3.8	3.8	7.5	7.5	7.5	7.5	50	52	52	44	72.8	75.7	75.7	64.1	
ISV18MBA14	23	22	45	23	22	45	24	25	23	21	93	3.8	3.8	3.8	3.8	7.8	7.8	7.8	7.8	59	59	58	55	84.8	84.8	83.3	79	
ISV18MBA15	23	21	44	24	24	48	24	25	24	25	98	3.8	3.8	3.8	3.8	9.5	9.5	9.5	9.5	60	59	61	62	87.3	85.9	88.8	90.2	
ISV18MBA16	21	19	40	25	23	48	20	22	18	18	78	3.8	3.8	3.8	3.8	7.3	7.3	7.3	7.3	52	52	54	52	75.4	75.4	78.3	75.4	
ISV18MBA19	6	4	10	15	8	23	0	0	0	0	0	3.8	3.8	3.8	3.8	4.5	4.5	4.5	4.5	14	12	23	16	20.7	17.8	33.7	23.6	
ISV18MBA20	19	19	38	18	17	35	20	21	20	20	81	3.8	3.8	3.8	3.8	7.8	7.8	7.8	7.8	51	52	50	49	73.2	74.6	71.7	70.3	
ISV18MBA21	22	20	42	24	22	46	18	19	21	20	78	3.8	3.8	3.8	3.8	7.5	7.5	7.5	7.5	51	50	56	53	74.3	72.8	81.5	77.2	
ISV18MBA23	23	22	45	18	18	36	21	15	16	19	71	3.8	3.8	3.8	3.8	8.3	8.3	8.3	8.3	56	49	46	49	81.2	71	66.7	71	
ISV18MBA26	18	11	29	11	11	22	12	15	16	16	59	3.8	3.8	3.8	3.8	3.0	3.0	3.0	3.0	37	33	34	34	53.3	47.5	48.9	48.9	
ISV18MBA27	0	0	0	23	19	42	25	25	24	24	98	3.8	3.8	3.8	3.8	9.8	9.8	9.8	9.8	39	39	61	57	55.8	55.8	87.7	81.9	
ISV18MBA28	18	18	36	22	20	42	15	12	15	8	50	3.8	3.8	3.8	3.8	5.8	5.8	5.8	5.8	43	40	47	38	61.6	57.2	67.4	54.3	
ISV18MBA29	11	11	22	8	9	17	21	15	18	12	66	3.8	3.8	3.8	3.8	6.8	6.8	6.8	6.8	43	37	37	32	61.6	52.9	52.9	45.7	
ISV18MBA30	18	17	35	19	18	37	24	25	20	25	94	3.8	3.8	3.8	3.8	2.0	2.0	2.0	2.0	48	48	45	49	69.2	69.2	64.9	70.7	
ISV18MBA31	16	11	27	1	3	4	20	10	15	5	50	3.8	3.8	3.8	3.8	2.5	2.5	2.5	2.5	42	27	22	14	61.2	39.5	32.2	20.7	
TOTAL	408	364	772	464	418	882	499	474	466	414	1853	93.8	93.8	93.8	93.8	161	161	161	161	1162	1093	1185	1087	1683	1583	1717	1575	
Total students	25	25	25	25	25	25	25	25	25	25	25	25	25	25	25	25	25	25	25	25	25	25	25	25	25	25	25	25
Average	16.3	14.6	30.9	18.6	16.7	35.3	20	19	18.6	16.6	74.1	3.75	3.75	3.75	3.75	6.43	6.43	6.43	6.43	46.5	43.7	47.4	43.5	67.3	63.3	68.7	63	



SHRIDEVI INSTITUTE OF ENGINEERING & TECHNOLOGY

SIRA ROAD, TUMKUR- 572 106.

DEPARTMENT OF MBA

PROGRAMME OUTCOMES (POS)

PO1: Acquire Sufficient theoretical knowledge and are enabled to apply them to solve practical problems in business and other organizations / institutions of importance.

PO2: Apply Effective communication skills with a high degree of lateral and critical thinking that enhances learn ability, developed for being continuously employable.

PO3: Demonstrate leadership qualities, ethically sound, enabled with decision making skills that reflect a high degree of social consciousness

PO4: Recognise the need for sustained research orientation to comprehend a growingly complex, economic, legal and ethical environment

PO5: Possess self-sustaining entrepreneurship qualities that encourages calculated risk taking.

COURSE OUTCOME

CO1- Students should get clear idea about the concept of incorporation of company, its relevance, characteristics, types of company, lifting of corporate.

CO2- Student to acquire knowledge about conducting meeting, duties of directors and Investigation of the company.

CO3- To give the students an insight on Winding up of the companies , Mode of winding up of the companies.



COLLEGE	SHRIDEVI INSTITUTE OF ENGINEERING & TECHNOLOGY				
FACULTY NAME	MR. PRATHAP B N				
COURSE	MBA	SEMESTER	II	ACADEMIC YEAR	2018-19
SUBJECT	LEGALAND BUSINESS ENVIRONMENT			SUBJECT CODE	18MBA24
CO & PO MAPPING					
	PO1	PO2	PO3	PO4	PO5
CO1	2				
CO2		2	2		2
CO3			2		2
AVERAGE	2	2	2		2
OVERALL MAPPING OF SUBJECT					2

CO AND PO ATTAINMENT

	CO%	PO1	PO2	PO3	PO4	PO5
CO1	57.82	1.16				
CO2	56.40		1.13	1.13		1.13
CO3	57.41			1.15		1.15
AVERAGE	57.21	1.16	1.13	1.14		1.14
FINAL ATTAINMENT LEVEL						1.14

R-2 Dm

Prathap B N
 Head of Dept
 M.B.A. Programme
 S.J.E.T. Tumkur

Nandu Lakshmi
 PRINCIPAL
 S.J.E.T. TUMKURU

LEGALAND BUSINESS ENVIRONMENT

AY 2018-19

SEM: II	IA TEST 1			IA TEST 2			IA TEST 3				Assignment and Seminar			SEE			Total			% of Individual CO		
USN	CO1	CO2	TOTAL	CO2	CO3	TOTAL	CO1	CO2	CO3	Total	CO1	CO2	CO3	CO1	CO2	CO3	CO1	CO2	CO3	CO1	CO2	CO3
	25	25	50	25	25	50	33	33	34	100	5	5	5	20	20	20	83	108	84			
ISV18MBA01	0	0	0	15	13	28	30	25	12	67	5.0	5.0	5.0	3.3	3.3	3.3	38	48	33	46.2	44.8	39.7
ISV18MBA02	12	15	27	15	13	28	30	25	23	78	5.0	5.0	5.0	8.7	8.7	8.7	56	69	50	67.1	63.6	59.1
ISV18MBA03	15	24	39	18	16	34	30	25	28	83	5.0	5.0	5.0	13.0	13.0	13.0	63	85	62	75.9	78.7	73.8
ISV18MBA04	6	7	13	12	15	27	25	30	10	65	5.0	5.0	5.0	9.0	9.0	9.0	45	63	39	54.2	58.3	46.4
ISV18MBA05	12	17	29	18	16	34	25	30	14	69	5.0	5.0	5.0	11.3	11.3	11.3	53	81	46	64.3	75.3	55.2
ISV18MBA06	15	11	26	15	14	29	22	23	33	78	5.0	5.0	5.0	10.7	10.7	10.7	53	65	63	63.5	59.9	74.6
ISV18MBA07	10	4	14	12	10	22	26	21	10	57	5.0	5.0	5.0	13.0	13.0	13.0	54	55	38	65.1	50.9	45.2
ISV18MBA08	8	11	19	18	18	36	23	25	32	80	5.0	5.0	5.0	11.7	11.7	11.7	48	71	67	57.4	65.4	79.4
ISV18MBA09	12	12	24	15	10	25	30	19	13	62	5.0	5.0	5.0	9.7	9.7	9.7	57	61	38	68.3	56.2	44.8
ISV18MBA10	5	9	14	11	12	23	21	22	11	54	5.0	5.0	5.0	11.0	11.0	11.0	42	58	39	50.6	53.7	46.4
ISV18MBA12	11	13	24	10	11	21	30	25	17	72	5.0	5.0	5.0	7.3	7.3	7.3	53	60	40	64.3	55.9	48
ISV18MBA13	8	6	14	16	14	30	25	20	26	71	5.0	5.0	5.0	8.7	8.7	8.7	47	56	54	56.2	51.5	63.9
ISV18MBA14	12	13	25	15	16	31	22	22	24	68	5.0	5.0	5.0	12.3	12.3	12.3	51	67	57	61.8	62.3	68.3
ISV18MBA15	18	15	33	22	20	42	30	30	25	85	5.0	5.0	5.0	13.0	13.0	13.0	66	85	63	79.5	78.7	75
ISV18MBA16	17	17	34	16	19	35	25	22	22	69	5.0	5.0	5.0	12.0	12.0	12.0	59	72	58	71.1	66.7	69
ISV18MBA19	0	0	0	9	9	18	0	0	0	0	5.0	5.0	5.0	9.0	9.0	9.0	14	23	23	16.9	21.3	27.4
ISV18MBA20	16	15	31	18	11	29	25	22	12	59	5.0	5.0	5.0	10.7	10.7	10.7	57	71	39	68.3	65.4	46
ISV18MBA21	12	11	23	17	17	34	24	25	28	77	5.0	5.0	5.0	11.7	11.7	11.7	53	70	62	63.5	64.5	73.4
ISV18MBA23	18	17	35	16	19	35	23	24	22	69	5.0	5.0	5.0	15.0	15.0	15.0	61	77	61	73.5	71.3	72.6
ISV18MBA26	1	1	2	11	10	21	12	15	21	48	5.0	5.0	5.0	9.7	9.7	9.7	28	42	46	33.3	38.6	54.4
ISV18MBA27	0	0	0	15	23	38	30	28	29	87	5.0	5.0	5.0	11.7	11.7	11.7	47	60	69	56.2	55.2	81.7
ISV18MBA28	10	5	15	11	10	21	28	25	12	65	5.0	5.0	5.0	10.0	10.0	10.0	53	56	37	63.9	51.9	44
ISV18MBA29	8	11	19	15	3	18	16	18	17	51	5.0	5.0	5.0	5.0	5.0	5.0	34	54	30	41	50	35.7
ISV18MBA30	12	10	22	12	13	25	18	16	33	67	5.0	5.0	5.0	3.0	3.0	3.0	38	46	54	45.8	42.6	64.3
ISV18MBA31	1	2	3	2	3	5	20	15	26	61	5.0	5.0	5.0	5.3	5.3	5.3	31	29	39	37.8	27.2	46.8
TOTAL	239	246	485	354	335	689	590	552	500	1642	125	125	125	246	246	246	1200	1523	1206	1445	1410	1435
Total students	25	25	25	25	25	25	25	25	25	25	25	25	25	25	25	25	25	25	25	25	25	25
Average	9.56	9.84	19.4	14.2	13.4	27.56	23.6	22.08	20	65.68	5	5	5	9.83	9.83	9.83	48	60.9	48.2	57.8	56.4	57.4



DEPARTMENT OF MBA

PROGRAMME OUTCOMES (POS)

PO1: Acquire Sufficient theoretical knowledge and are enabled to apply them to solve practical problems in business and other organizations / institutions of importance.

PO2: Apply Effective communication skills with a high degree of lateral and critical thinking that enhances learn ability, developed for being continuously employable.

PO3: Demonstrate leadership qualities, ethically sound, enabled with decision making skills that reflect a high degree of social consciousness

PO4: Recognise the need for sustained research orientation to comprehend a growingly complex, economic, legal and ethical environment

PO5: Possess self-sustaining entrepreneurship qualities that encourages calculated risk taking.

COURSE OUTCOME

CO1-Students should get clear idea about the concept of Strategic Management, its relevance, Characteristics, process nature and purpose.

CO2-Student to acquire an understanding of how firms successfully institutionalize a strategy and create an organizational structure for domestic and overseas operations and gain competitive advantage.

CO3-To give the students an insight on strategy at different levels of an organization to gain competitive advantage.

CO4-To help students understand the strategic drive in multinational firms and their decisions in different markets.

CO5-To enable the students to gain knowledge of strategy implementation and the control measures for effective decision-making

COLLEGE	SHRIDEVI INSTITUTE OF ENGINEERING & TECHNOLOGY				
FACULTY NAME	MR. PRATHAP B N				
COURSE	MBA	SEMESTER	II	ACADEMIC YEAR	2018-19
SUBJECT	STRATEGIC MANAGEMENT			SUBJECT CODE	18MBA25
CO & PO MAPPING					
	PO1	PO2	PO3	PO4	PO5
CO1	2				
CO2		2			
CO3			2	2	
CO4					2
CO5			2		
AVERAGE	2	2	2	2	2
OVERALL MAPPING OF SUBJECT					2

CO AND PO ATTAINMENT

	CO%	PO1	PO2	PO3	PO4	PO5
CO1	68.35	1.37				
CO2	66.01		1.32			
CO3	73.35			1.47	1.47	
CO4	67.48					1.35
CO5	68.14			1.36		
AVERAGE	68.66	1.37	1.32	1.41	1.47	1.35
FINAL ATTAINMENT LEVEL						1.38

[Handwritten Signature]

[Handwritten Signature]
 Head of the Department
 M.B.A. Program
 S.J.E.I. Tumkur

[Handwritten Signature]
 PRINCIPAL
 SIET, TUMAKURU

Strategic Management

AY 2018-19

SEM: II	IA TEST 1			IA TEST 2			IA TEST 3					Assignment and Seminar					SEE					Total					% of Individual CO								
USN	CO1	CO2	TOTAL	CO3	CO4	OTA	CO1	CO2	CO3	CO4	CO5	OTA	CO1	CO2	CO3	CO4	CO5	CO1	CO2	CO3	CO4	CO5	CO5	CO1	CO2	CO3	CO4	CO5	CO1	CO2	CO3	CO4	CO5		
	25	25	50	25	25	50	20	20	20	20	20	100	3	3	3	3	3	12	12	12	12	12	12	60	60	60	60	35							
ISV18MBA01	0	0	0	21	20	41	20	18	15	20	15	88	3	3	3	3	3	5.8	5.8	5.8	5.8	5.8	5.8	29	27	45	49	24	48	44.7	74.7	81.3	68		
ISV18MBA02	18	19	37	22	21	43	20	20	15	20	18	93	3	3	3	3	3	6.0	6.0	6.0	6.0	6.0	6.0	47	48	46	50	27	78.3	80	76.7	83.3	77.1		
ISV18MBA03	23	22	45	0	0	0	20	18	15	20	19	92	3	3	3	3	3	8.2	8.2	8.2	8.2	8.2	8.2	54	51	26	31	30	90.3	85.3	43.7	52	86.3		
ISV18MBA04	12	17	29	21	19	40	20	18	18	18	13	87	3	3	3	3	3	5.6	5.6	5.6	5.6	5.6	5.6	41	44	48	46	22	67.7	72.7	79.3	76	61.7		
ISV18MBA05	23	20	43	24	24	48	20	19	20	18	19	96	3	3	3	3	3	7.2	7.2	7.2	7.2	7.2	7.2	53	49	54	52	29	88.7	82	90.3	87	83.4		
ISV18MBA06	16	15	31	25	13	38	20	18	15	20	12	85	3	3	3	3	3	8.0	8.0	8.0	8.0	8.0	8.0	47	44	51	44	23	78.3	73.3	85	73.3	65.7		
ISV18MBA07	15	18	33	24	7	31	20	18	15	12	18	83	3	3	3	3	3	9.0	9.0	9.0	9.0	9.0	9.0	47	48	51	31	30	78.3	80	85	51.7	85.7		
ISV18MBA08	23	23	46	23	21	44	20	18	20	20	18	96	3	3	3	3	3	8.2	8.2	8.2	8.2	8.2	8.2	54	52	54	52	29	90.3	87	90.3	87	83.4		
ISV18MBA09	0	0	0	22	11	33	16	10	12	8	8	54	3	3	3	3	3	5.6	5.6	5.6	5.6	5.6	5.6	25	19	43	28	17	41	31	71	46	47.4		
ISV18MBA10	12	14	26	12	11	23	12	11	10	12	19	64	3	3	3	3	3	5.4	5.4	5.4	5.4	5.4	5.4	32	33	30	31	27	54	55.7	50.7	52.3	78.3		
ISV18MBA12	0	0	0	22	19	41	20	17	18	19	19	93	3	3	3	3	3	5.6	5.6	5.6	5.6	5.6	5.6	29	26	49	47	28	47.7	42.7	81	77.7	78.9		
ISV18MBA13	0	0	0	20	16	36	18	19	15	16	14	82	3	3	3	3	3	6.6	6.6	6.6	6.6	6.6	6.6	28	29	45	42	24	46	47.7	74.3	69.3	67.4		
ISV18MBA14	23	23	46	23	24	47	20	18	20	16	20	94	3	3	3	3	3	6.0	6.0	6.0	6.0	6.0	6.0	52	50	52	49	29	86.7	83.3	86.7	81.7	82.9		
ISV18MBA15	24	24	48	24	25	49	20	19	18	19	20	96	3	3	3	3	3	7.8	7.8	7.8	7.8	7.8	7.8	55	54	53	55	31	91.3	89.7	88	91.3	88		
ISV18MBA16	25	21	46	25	25	50	20	18	19	15	17	89	3	3	3	3	3	7.0	7.0	7.0	7.0	7.0	7.0	55	49	54	50	27	91.7	81.7	90	83.3	77.1		
ISV18MBA19	0	0	0	21	4	25	0	0	0	0	0	0	3	3	3	3	3	3.6	3.6	3.6	3.6	3.6	3.6	7	7	28	11	7	11	11	46	17.7	18.9		
ISV18MBA20	22	19	41	19	16	35	20	20	16	18	14	88	3	3	3	3	3	8.6	8.6	8.6	8.6	8.6	8.6	54	51	47	46	26	89.3	84.3	77.7	76	73.1		
ISV18MBA21	23	24	47	23	22	45	18	15	16	9	9	67	3	3	3	3	3	8.4	8.4	8.4	8.4	8.4	8.4	52	50	50	42	20	87.3	84	84	70.7	58.3		
ISV18MBA23	18	16	34	23	24	47	18	19	15	16	16	84	3	3	3	3	3	7.8	7.8	7.8	7.8	7.8	7.8	47	46	49	51	27	78	76.3	81.3	84.7	76.6		
ISV18MBA26	12	13	25	12	15	27	10	11	12	10	10	53	3	3	3	3	3	5.4	5.4	5.4	5.4	5.4	5.4	30	32	32	33	18	50.7	54	54	55.7	52.6		
ISV18MBA27	0	0	0	22	20	42	20	20	15	15	18	88	3	3	3	3	3	5.8	5.8	5.8	5.8	5.8	5.8	29	29	46	44	27	48	48	76.3	73	76.6		
ISV18MBA28	18	16	34	9	9	18	20	18	15	9	14	76	3	3	3	3	3	7.0	7.0	7.0	7.0	7.0	7.0	48	44	34	28	24	80	73.3	56.7	46.7	68.6		
ISV18MBA29	9	9	18	13	11	24	18	16	18	5	3	60	3	3	3	3	3	6.4	6.4	6.4	6.4	6.4	6.4	36	34	40	25	12	60.7	57.3	67.3	42.3	35.4		
ISV18MBA30	18	20	38	24	22	46	18	16	15	18	14	81	3	3	3	3	3	6.6	6.6	6.6	6.6	6.6	6.6	46	46	49	50	24	76	76	81	82.7	67.4		
ISV18MBA31	8	9	17	1	3	4	12	11	15	14	6	58	3	3	3	3	3	6.6	6.6	6.6	6.6	6.6	6.6	30	30	26	27	16	49.3	49.3	42.7	44.3	44.6		
TOTAL	342	342	684	475	402	877	440	405	382	367	353	1947	75	75	75	75	75	168	168	168	168	168	168	1025	990	1100	1012	596	1709	1650	1834	1687	1703		
Total students	25	25	25	25	25	25	25	25	25	25	25	25	25	25	25	25	25	25	25	25	25	25	25	25	25	25	25	25	25	25	25	25	25	25	
Average	13.7	13.7	27.36	19	16.1	35.1	17.6	16.2	15.3	14.7	14.1	77.9	3	3	3	3	3	6.73	6.73	6.73	6.73	6.73	6.73	41	39.6	44	40.5	23.8	68.3	66	73.3	67.5	68.1		



SHRIDEVI INSTITUTE OF ENGINEERING & TECHNOLOGY

SIRA ROAD, TUMKUR- 572 106.

DEPARTMENT OF MBA

PROGRAMME OUTCOMES (POS)

PO1: Acquire Sufficient theoretical knowledge and are enabled to apply them to solve practical problems in business and other organizations / institutions of importance.

PO2: Apply Effective communication skills with a high degree of lateral and critical thinking that enhances learn ability, developed for being continuously employable.

PO3: Demonstrate leadership qualities, ethically sound, enabled with decision making skills that reflect a high degree of social consciousness

PO4: Recognise the need for sustained research orientation to comprehend a growingly complex, economic, legal and ethical environment

PO5: Possess self-sustaining entrepreneurship qualities that encourages calculated risk taking.

COURSE OUTCOME

CO1- Display keen interest and orientation towards entrepreneurship, entrepreneurial opportunities in order to setup a business.

CO2- As an entrepreneur learn to think creatively and understand the components in developing a Business plan.

CO3- Become aware about various sources of funding and institutions supporting entrepreneurs.


CO4- Gain consciousness towards social entrepreneurship and rural entrepreneurship opportunities.


COLLEGE	SHRIDEVI INSTITUTE OF ENGINEERING & TECHNOLOGY				
FACULTY NAME	MRS. GRACE HEMALATHA				
COURSE	MBA	SEMESTER	II	ACADEMIC YEAR	2018-19
SUBJECT	ENTREPRENEURSHIP DEVELOPMENT			SUBJECT CODE	18MBA26
CO & PO MAPPING					
	PO1	PO2	PO3	PO4	PO5
CO1	3		2		
CO2		3			
CO3		3	2	3	2
CO4				3	2
AVERAGE	3	3	2	3	2
OVERALL MAPPING OF SUBJECT					2.6

CO AND PO ATTAINMENT

	CO%	PO1	PO2	PO3	PO4	PO5
CO1	54.41	1.63		1.09		
CO2	52.49		1.57			
CO3	58		1.74	1.16	1.74	1.16
CO4	57.42				1.72	1.15
AVERAGE	55.58	1.63	1.65	1.12	1.73	1.15
FINAL ATTAINMENT LEVEL						1.45

Grace Hemalatha


 Head of the Department
 M.B.A. Programme
 S.I.E.T. Tumkur


 PRINCIPAL
 SIET, TUMAKURU.

ENTREPRENEURSHIP DEVELOPMENT

AY 2018-19

SEM: II	IA TEST 1			IA TEST 2			IA TEST 3					Assignment and				SEE				Total				% of Individual CO							
USN	CO1	CO2	TOTAL	CO3	CO4	TOTAL	CO1	CO2	CO3	CO4	Total	CO1	CO2	CO3	CO4	CO1	CO2	CO3	CO4	CO1	CO2	CO3	CO4	CO1	CO2	CO3	CO4				
	25	25	50	25	25	50	25	25	25	25	100	3.75	3.75	3.75	3.75	15	15	15	15	69	69	69	69								
ISV18MBA01	0	0	0	21	10	31	20	20	15	14	69	3.8	3.8	3.8	3.8	8.8	8.8	8.8	8.8	33	33	49	37	47.1	47.1	70.29	52.9				
ISV18MBA02	11	11	22	16	16	32	22	21	11	16	70	3.8	3.8	3.8	3.8	6.8	6.8	6.8	6.8	44	43	38	43	63.04	61.59	54.35	61.59				
ISV18MBA03	21	19	40	0	0	0	20	20	15	15	70	3.8	3.8	3.8	3.8	8.3	8.3	8.3	8.3	53	51	27	27	76.81	73.91	39.13	39.13				
ISV18MBA04	15	16	31	13	13	26	18	15	18	23	74	3.8	3.8	3.8	3.8	5.3	5.3	5.3	5.3	42	40	40	45	60.87	57.97	57.97	65.22				
ISV18MBA05	16	16	32	15	18	33	15	20	25	12	72	3.8	3.8	3.8	3.8	7.5	7.5	7.5	7.5	42	47	51	41	61.23	68.48	74.28	59.78				
ISV18MBA06	11	11	22	11	12	23	16	15	12	11	54	3.8	3.8	3.8	3.8	10.0	10.0	10.0	10.0	41	40	37	37	59.06	57.61	53.26	53.26				
ISV18MBA07	15	16	31	18	17	35	15	11	11	16	53	3.8	3.8	3.8	3.8	7.5	7.5	7.5	7.5	41	38	40	44	59.78	55.43	58.33	64.13				
ISV18MBA08	15	17	32	21	21	42	25	10	25	24	84	3.8	3.8	3.8	3.8	6.3	6.3	6.3	6.3	50	37	56	55	72.46	53.62	81.16	79.71				
ISV18MBA09	0	0	0	10	11	21	10	15	11	7	43	3.8	3.8	3.8	3.8	4.0	4.0	4.0	4.0	18	23	29	26	25.72	32.97	41.67	37.32				
ISV18MBA10	11	12	23	9	9	18	20	15	20	5	60	3.8	3.8	3.8	3.8	7.3	7.3	7.3	7.3	42	38	40	25	60.87	55.07	57.97	36.23				
ISV18MBA12	0	0	0	15	11	26	20	15	10	15	60	3.8	3.8	3.8	3.8	8.3	8.3	8.3	8.3	32	27	37	38	46.38	39.13	53.62	55.07				
ISV18MBA13	0	0	0	11	22	33	11	12	15	21	59	3.8	3.8	3.8	3.8	7.5	7.5	7.5	7.5	22	23	37	54	32.25	33.7	53.99	78.62				
ISV18MBA14	16	21	37	16	16	32	15	16	18	23	72	3.8	3.8	3.8	3.8	8.0	8.0	8.0	8.0	43	49	46	51	61.96	70.65	66.3	73.55				
ISV18MBA15	22	19	41	21	20	41	20	25	18	24	87	3.8	3.8	3.8	3.8	10.8	10.8	10.8	10.8	57	59	54	59	81.88	84.78	77.54	84.78				
ISV18MBA16	25	11	36	16	16	32	10	18	23	21	72	3.8	3.8	3.8	3.8	7.3	7.3	7.3	7.3	46	40	50	48	66.67	57.97	72.46	69.57				
ISV18MBA19	2	2	4	11	4	15	0	0	0	0	0	3.8	3.8	3.8	3.8	4.5	4.5	4.5	4.5	10	10	19	12	14.86	14.86	27.9	17.75				
ISV18MBA20	18	10	28	18	17	35	15	16	21	21	73	3.8	3.8	3.8	3.8	8.3	8.3	8.3	8.3	45	38	51	50	65.22	55.07	73.91	72.46				
ISV18MBA21	16	19	35	21	20	41	16	15	18	22	71	3.8	3.8	3.8	3.8	8.0	8.0	8.0	8.0	44	46	51	54	63.41	66.3	73.55	77.9				
ISV18MBA23	15	23	38	15	19	34	12	15	18	22	67	3.8	3.8	3.8	3.8	9.3	9.3	9.3	9.3	40	51	46	54	57.97	73.91	66.67	78.26				
ISV18MBA26	10	6	16	10	8	18	11	10	11	4	36	3.8	3.8	3.8	3.8	8.8	8.8	8.8	8.8	34	29	34	25	48.55	41.3	48.55	35.51				
ISV18MBA27	0	0	0	15	20	35	18	15	15	10	58	3.8	3.8	3.8	3.8	8.8	8.8	8.8	8.8	31	28	43	43	44.2	39.86	61.59	61.59				
ISV18MBA28	11	10	21	18	9	27	20	20	18	24	82	3.8	3.8	3.8	3.8	8.0	8.0	8.0	8.0	43	42	48	45	61.96	60.51	69.2	64.86				
ISV18MBA29	5	6	11	1	1	2	11	12	8	6	37	3.8	3.8	3.8	3.8	5.3	5.3	5.3	5.3	25	27	18	16	36.23	39.13	26.09	23.19				
ISV18MBA30	11	9	20	18	16	34	20	12	15	23	70	3.8	3.8	3.8	3.8	6.8	6.8	6.8	6.8	42	32	44	50	60.14	45.65	63.04	71.74				
ISV18MBA31	2	1	3	1	1	2	11	8	9	5	33	3.8	3.8	3.8	3.8	5.0	5.0	5.0	5.0	22	18	19	15	31.52	25.72	27.17	21.38				
TOTAL	268	255	523	341	327	668	391	371	380	384	1526	93.8	93.8	93.8	93.8	185.8	185.8	185.8	185.8	938.5	905.5	1001	990.5	1360	1312	1450	1436				
Total students	25	25	25	25	25	25	25	25	25	25	25	25	25	25	25	25	25	25	25	25	25	25	25	25	25	25	25	25			
Average	10.7	10.2	20.92	13.6	13.1	26.72	15.6	14.8	15.2	15.4	61	3.75	3.75	3.75	3.75	7.43	7.43	7.43	7.43	37.54	36.22	40.02	39.62	54.41	52.49	58	57.42				



SHRIDEVI INSTITUTE OF ENGINEERING & TECHNOLOGY

SIRA ROAD, TUMKUR- 572 106.

DEPARTMENT OF MBA

PROGRAMME OUTCOMES (POS)

PO1: Acquire Sufficient theoretical knowledge and are enabled to apply them to solve practical problems in business and other organizations / institutions of importance.

PO2: Apply Effective communication skills with a high degree of lateral and critical thinking that enhances learn ability, developed for being continuously employable.

PO3: Demonstrate leadership qualities, ethically sound, enabled with decision making skills that reflect a high degree of social consciousness

PO4: Recognise the need for sustained research orientation to comprehend a growingly complex, economic, legal and ethical environment

PO5: Possess self-sustaining entrepreneurship qualities that encourages calculated risk taking.

COURSE OUTCOME

CO1- Know the distinction between skills required for selling and sales management

CO2- Develop a plan for organizing, staffing and training a sales force

CO3- Organize sale territories to maximize selling effects

COLLEGE	SHRIDEVI INSTITUTE OF ENGINEERING & TECHNOLOGY				
FACULTY NAME	MR. PRATHAP B N				
COURSE	MBA	SEMESTER	IV	ACADEMIC YEAR	2018-19
SUBJECT	SALES MANAGEMENT			SUBJECT CODE	17MBAMM401
CO & PO MAPPING					
	PO1	PO2	PO3	PO4	PO5
CO1	2				
CO2				1	
CO3	2				
AVERAGE	2			1	
OVERALL MAPPING OF SUBJECT					1.5

CO AND PO ATTAINMENT

	CO%	PO1	PO2	PO3	PO4	PO5
CO1	62.23	1.24				
CO2	66.03				0.66	
CO3	67.76	1.36				
AVERAGE	65.35	1.3			0.66	
FINAL ATTAINMENT LEVEL						0.98

R. P. An

Prathap B N
 Head of the Department
 M.B.A. Programme
 S.J.E.I. Tumkur

Prathap B N
 PRINCIPAL
 SIET, TUMAKURU.

SALES MANAGEMENT

AY - 2018-19

SEM: IV	IA TEST 1			IA TEST 2			IA TEST 3				Assignment and Seminar			SEE			Total			% of Individual CO		
	CO1	CO2	TOTAL	CO2	CO3	TOTAL	CO1	CO2	CO3	TOTAL	CO1	CO2	CO3	CO1	CO2	CO3	CO1	CO2	CO3	CO1	CO2	CO3
USN	20	20	40	20	20	40	26	26	28	80	3.33	3.33	3.33	26.7	26.7	26.7	76	96	78			
																	0	0	0			
ISV17MBA01	0	0	0	10	16	26	10	12	20	42	3.3	3.3	3.3	17.0	17.0	17.0	30	42	56	39.9	44.1	72.2
ISV17MBA02	10	12	22	12	13	25	12	8	22	42	3.3	3.3	3.3	19.7	19.7	19.7	45	55	58	59.2	57.3	74.4
ISV17MBA04	11	11	22	15	11	26	11	15	25	51	3.3	3.3	3.3	17.3	17.3	17.3	43	62	57	56.1	64.2	72.6
ISV17MBA05	12	14	26	15	11	26	8	4	7	19	3.3	3.3	3.3	16.7	16.7	16.7	40	53	38	52.6	55.2	48.7
ISV17MBA06	18	16	34	18	19	37	24	23	25	72	3.3	3.3	3.3	14.7	14.7	14.7	60	75	62	78.9	78.1	79.5
ISV17MBA08	16	13	29	18	16	34	12	25	16	53	3.3	3.3	3.3	14.0	14.0	14.0	45	73	49	59.6	76.4	63.2
ISV17MBA11	15	19	34	19	17	36	12	11	20	43	3.3	3.3	3.3	16.7	16.7	16.7	47	69	57	61.8	71.9	73.1
ISV17MBA14	12	12	24	16	9	25	20	22	23	65	3.3	3.3	3.3	17.3	17.3	17.3	53	71	53	69.3	73.6	67.5
ISV17MBA15	11	16	27	2	16	18	12	13	17	42	3.3	3.3	3.3	18.3	18.3	18.3	45	53	55	58.8	54.9	70.1
ISV17MBA17	12	16	28	18	15	33	25	20	26	71	3.3	3.3	3.3	19.7	19.7	19.7	60	77	64	78.9	80.2	82.1
ISV17MBA20	9	12	21	15	13	28	10	10	10	30	3.3	3.3	3.3	14.0	14.0	14.0	36	54	40	47.8	56.6	51.7
ISV17MBA21	12	11	23	15	9	24	12	15	10	37	3.3	3.3	3.3	20.7	20.7	20.7	48	65	43	63.2	67.7	55.1
ISV17MBA22	10	28	38	16	18	34	19	23	27	69	3.3	3.3	3.3	14.7	14.7	14.7	47	85	63	61.8	88.5	80.8
ISV17MBA23	15	3	18	18	11	29	18	15	21	54	3.3	3.3	3.3	16.7	16.7	16.7	53	56	52	69.7	58.3	66.7
ISV17MBA25	12	8	20	10	10	20	22	18	21	61	3.3	3.3	3.3	17.7	17.7	17.7	55	57	52	72.4	59.4	66.7
ISV17MBA29	9	15	24	11	19	30	23	24	10	57	3.3	3.3	3.3	14.3	14.3	14.3	50	68	47	65.4	70.5	59.8
TOTAL	184	206	390	228	223	451	250	258	300	808	53.3	53.3	53.3	269	269	269	757	1015	846	996	1057	1084
Total students	16	16	16	16	16	16	16	16	16	16	16	16	16	16	16	16	16	16	16	16	16	16
Average	11.5	12.9	24.375	14.3	13.9	28.188	15.6	16.1	18.8	50.5	3.33	3.33	3.33	16.8	16.8	16.8	47.3	63.4	52.9	62.2	66.1	67.8



DEPARTMENT OF MBA

PROGRAMME OUTCOMES (POS)

PO1: Acquire Sufficient theoretical knowledge and are enabled to apply them to solve practical problems in business and other organizations / institutions of importance.

PO2: Apply Effective communication skills with a high degree of lateral and critical thinking that enhances learn ability, developed for being continuously employable.

PO3: Demonstrate leadership qualities, ethically sound, enabled with decision making skills that reflect a high degree of social consciousness

PO4: Recognise the need for sustained research orientation to comprehend a growingly complex, economic, legal and ethical environment

PO5: Possess self-sustaining entrepreneurship qualities that encourages calculated risk taking.

COURSE OUTCOME

CO1- Define and apply knowledge of various aspects of managerial decision making related to marketing communications strategy and tactics.

CO2- Ability to create an integrated marketing communications plan which includes promotional strategies.

CO3- Explain the role of IMC in the overall marketing & Use effectiveness measures to evaluate IMC strategies.

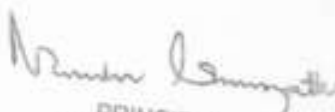
CO4- Prepare advertising copy and design other basic IMC tools.

COLLEGE	SHRIDEVI INSTITUTE OF ENGINEERING & TECHNOLOGY				
FACULTY NAME	MRS. KOKILA				
COURSE	MBA	SEMESTER	IV	ACADEMIC YEAR	2018-19
SUBJECT	INTEGRATED MARKETING COMMUNICATION			SUBJECT CODE	17MBAMM402
CO & PO MAPPING					
	PO1	PO2	PO3	PO4	PO5
CO1	3				
CO2	2		3		
CO3	3				
CO4	3	2		2	3
AVERAGE	2.75	2	3	2	3
OVERALL MAPPING OF SUBJECT					2.55

CO AND PO ATTAINMENT

	CO%	PO1	PO2	PO3	PO4	PO5
CO1	51.71	1.55				
CO2	55.58	1.11		1.67		
CO3	56.67	1.70				
CO4	58.95	1.77	1.18		1.18	1.77
AVERAGE	55.73	1.53	1.18	1.67	1.18	1.77
FINAL ATTAINMENT LEVEL						1.46


 Head of the Department
 M.B.A. Programme
 S.I.E.T., Tumkur


 PRINCIPAL
 SIET, TUMAKURU

INTEGRATED MARKETING COMMUNICATION

AY - 2018-19

SEM: IV	IA TEST 1			IA TEST 2			IA TEST 3					Assignment and				SEE				Total				% of Individual CO			
USN	CO1	CO2	TOTAL	CO3	CO4	TOTAL	CO1	CO2	CO3	CO4	TOTAL	CO1	CO2	CO3	CO4	CO1	CO2	CO3	CO4	CO1	CO2	CO3	CO4	CO1	CO2	CO3	CO4
	20	20	40	20	20	40	20	20	20	20	80	2.5	2.5	2.5	2.5	20	20	20	20	63	63	63	63				
ISV17MBA01	12	3	15	15	4	19	8	15	7	12	42	2.5	2.5	2.5	2.5	11.3	11.3	11.3	11.3	34	32	36	30	53.6	50.4	56.7	47.2
ISV17MBA02	7	6	13	19	4	23	7	8	15	13	43	2.5	2.5	2.5	2.5	13.3	13.3	13.3	13.3	30	30	50	33	47.2	47.2	79	52
ISV17MBA04	8	9	17	8	9	17	12	11	15	16	54	2.5	2.5	2.5	2.5	14.3	14.3	14.3	14.3	37	37	40	42	58.3	58.3	63.1	66.3
ISV17MBA05	6	5	11	8	4	12	4	5	1	2	12	2.5	2.5	2.5	2.5	12.5	12.5	12.5	12.5	25	25	24	21	39.7	39.7	38.1	33.3
ISV17MBA06	8	10	18	9	17	26	0	15	20	12	47	2.5	2.5	2.5	2.5	14.8	14.8	14.8	14.8	25	42	46	46	40.1	67.1	73.4	73.4
ISV17MBA08	9	12	21	8	12	20	11	15	10	23	59	2.5	2.5	2.5	2.5	13.3	13.3	13.3	13.3	36	43	34	51	56.7	67.9	53.6	80.6
ISV17MBA11	7	10	17	12	4	16	19	8	4	1	32	2.5	2.5	2.5	2.5	9.5	9.5	9.5	9.5	38	30	28	17	60.3	47.6	44.4	27
ISV17MBA14	4	12	16	5	12	17	11	10	0	17	38	2.5	2.5	2.5	2.5	11.0	11.0	11.0	11.0	29	36	19	43	45.2	56.3	29.4	67.5
ISV17MBA15	12	6	18	6	0	6	9	2	3	5	19	2.5	2.5	2.5	2.5	12.8	12.8	12.8	12.8	36	23	24	20	57.5	36.9	38.5	32.1
ISV17MBA17	6	13	19	11	19	30	5	16	18	18	57	2.5	2.5	2.5	2.5	14.3	14.3	14.3	14.3	28	46	46	54	44	72.6	72.6	85.3
ISV17MBA20	10	7	17	6	10	16	15	3	12	6	36	2.5	2.5	2.5	2.5	12.5	12.5	12.5	12.5	40	25	33	31	63.5	39.7	52.4	49.2
ISV17MBA21	11	4	15	11	10	21	3	6	9	11	29	2.5	2.5	2.5	2.5	13.8	13.8	13.8	13.8	30	26	36	37	48	41.7	57.5	59.1
ISV17MBA22	5	16	21	12	17	29	18	16	19	14	67	2.5	2.5	2.5	2.5	14.3	14.3	14.3	14.3	40	49	48	48	63.1	77.4	75.8	75.8
ISV17MBA23	2	15	17	11	14	25	12	13	10	10	45	2.5	2.5	2.5	2.5	13.5	13.5	13.5	13.5	30	44	37	40	47.6	69.8	58.7	63.5
ISV17MBA25	15	10	25	7	7	14	11	12	13	11	47	2.5	2.5	2.5	2.5	11.0	11.0	11.0	11.0	40	36	34	32	62.7	56.3	53.2	50
ISV17MBA29	0	14	14	8	17	25	10	9	15	19	53	2.5	2.5	2.5	2.5	12.5	12.5	12.5	12.5	25	38	38	51	39.7	60.3	60.3	81
TOTAL	122	152	274	156	160	316	155	164	171	190	680	40	40	40	40	204	204	204	204	521	560	571	594	827	889	907	943
Total students	16	16	16	16	16	16	16	16	16	16	16	16	16	16	16	16	16	16	16	16	16	16	16	16	16	16	16
Average	7.63	9.5	17.125	9.75	10	19.75	9.69	10.3	10.7	11.9	42.5	2.5	2.5	2.5	2.5	12.8	12.8	12.8	12.8	32.6	35	35.7	37.1	51.7	55.6	56.7	59



SHRIDEVI INSTITUTE OF ENGINEERING & TECHNOLOGY

SIRA ROAD, TUMKUR- 572 106.

DEPARTMENT OF MBA

PROGRAMME OUTCOMES (POS)

PO1: Acquire Sufficient theoretical knowledge and are enabled to apply them to solve practical problems in business and other organizations / institutions of importance.

PO2: Apply Effective communication skills with a high degree of lateral and critical thinking that enhances learn ability, developed for being continuously employable.

PO3: Demonstrate leadership qualities, ethically sound, enabled with decision making skills that reflect a high degree of social consciousness

PO4: Recognise the need for sustained research orientation to comprehend a growingly complex, economic, legal and ethical environment

PO5: Possess self-sustaining entrepreneurship qualities that encourages calculated risk taking.

COURSE OUTCOME

CO1- Recognize appropriate e-marketing objectives.

CO2- Appreciate the e-commerce framework and technology.

CO3- Illustrate the use of search engine marketing, online advertising and marketing strategies.

COLLEGE	SHRIDEVI INSTITUTE OF ENGINEERING & TECHNOLOGY				
FACULTY NAME	MR. PRATHAP B N				
COURSE	MBA	SEMESTER	IV	ACADEMIC YEAR	2018-19
SUBJECT	E-MARKETING			SUBJECT CODE	17MBAMM403
CO & PO MAPPING					
	PO1	PO2	PO3	PO4	PO5
CO1	3				
CO2			3		
CO3					2
AVERAGE	3		3		2
OVERALL MAPPING OF SUBJECT					2.66

CO AND PO ATTAINMENT

	CO%	PO1	PO2	PO3	PO4	PO5
CO1	62.75	1.88				
CO2	65.76			1.97		
CO3	61.46					1.23
AVERAGE	63.32	1.88		1.97		1.23
FINAL ATTAINMENT LEVEL						1.69

P. V. An

Prathap B N
 Head of the Department
 M.B.A. Programme
 S.I.E.I. Tumkur

Manjunath
 PRINCIPAL
 SIET, TUMAKURU.

E-MARKETING

AY - 2018-19

SEM: IV	IA TEST 1			IA TEST 2			IA TEST 3				Assignment and Seminar			SEE			Total			% of Individual CO			
	USN	CO1	CO2	TOTAL	CO2	CO3	TOTAL	CO1	CO2	CO3	TOTAL	CO1	CO2	CO3	CO1	CO2	CO3	CO1	CO2	CO3	CO1	CO2	CO3
	20	20	40	20	20	40	26	26	28	80	3.33	3.33	3.33	26.7	26.7	26.7	76	96	78				
ISV17MBA01	11	12	23	15	18	33	12	12	16	40	3.3	3.3	3.3	13.0	13.0	13.0	39	55	50	51.8	57.6	64.5	
ISV17MBA02	9	18	27	12	15	27	13	16	13	42	3.3	3.3	3.3	16.3	16.3	16.3	42	66	48	54.8	68.4	61.1	
ISV17MBA04	15	16	31	8	14	22	20	22	20	62	3.3	3.3	3.3	15.3	15.3	15.3	54	65	53	70.6	67.4	67.5	
ISV17MBA05	8	7	15	15	1	16	8	2	2	12	3.3	3.3	3.3	13.0	13.0	13.0	32	40	19	42.5	42	24.8	
ISV17MBA06	7	22	29	16	19	35	10	20	21	51	3.3	3.3	3.3	14.7	14.7	14.7	35	76	58	46.1	79.2	74.4	
ISV17MBA08	15	14	29	19	15	34	22	20	10	52	3.3	3.3	3.3	16.7	16.7	16.7	57	73	45	75	76	57.7	
ISV17MBA11	11	17	28	19	6	25	16	17	9	42	3.3	3.3	3.3	17.0	17.0	17.0	47	73	35	62.3	76.4	45.3	
ISV17MBA14	12	20	32	12	19	31	14	15	27	56	3.3	3.3	3.3	16.7	16.7	16.7	46	67	66	60.5	69.8	84.6	
ISV17MBA15	20	10	30	4	4	8	23	22	3	48	3.3	3.3	3.3	13.3	13.3	13.3	60	53	24	78.5	54.9	30.3	
ISV17MBA17	13	10	23	16	16	32	21	15	21	57	3.3	3.3	3.3	20.3	20.3	20.3	58	65	61	75.9	67.4	77.8	
ISV17MBA20	12	10	22	11	9	20	22	7	11	40	3.3	3.3	3.3	13.7	13.7	13.7	51	45	37	67.1	46.9	47.4	
ISV17MBA21	15	15	30	9	8	17	8	9	15	32	3.3	3.3	3.3	15.7	15.7	15.7	42	52	42	55.3	54.2	53.8	
ISV17MBA22	14	17	31	20	20	40	18	19	20	57	3.3	3.3	3.3	19.3	19.3	19.3	55	79	63	71.9	81.9	80.3	
ISV17MBA23	12	15	27	16	19	35	14	18	14	46	3.3	3.3	3.3	19.0	19.0	19.0	48	71	55	63.6	74.3	70.9	
ISV17MBA25	13	15	28	19	9	28	12	23	25	60	3.3	3.3	3.3	14.3	14.3	14.3	43	75	52	56.1	77.8	66.2	
ISV17MBA29	11	16	27	17	19	36	24	3	21	48	3.3	3.3	3.3	16.3	16.3	16.3	55	56	60	71.9	58	76.5	
TOTAL	198	234	432	228	211	439	257	240	248	745	53.3	53.3	53.3	255	255	255	763	1010	767	1004	1052	983	
Total students	16	16	16	16	16	16	16	16	16	16	16	16	16	16	16	16	16	16	16	16	16	16	
Average	12.4	14.6	27	14.3	13.2	27.438	16.1	15	15.5	46.563	3.33	3.33	3.33	15.9	15.9	15.9	47.7	63.1	47.9	62.7	65.8	61.5	

1871



SHRIDEVI INSTITUTE OF ENGINEERING & TECHNOLOGY

SIRA ROAD, TUMKUR- 572 106.

DEPARTMENT OF MBA

PROGRAMME OUTCOMES (POS)

PO1: Acquire Sufficient theoretical knowledge and are enabled to apply them to solve practical problems in business and other organizations / institutions of importance.

PO2: Apply Effective communication skills with a high degree of lateral and critical thinking that enhances learn ability, developed for being continuously employable.

PO3: Demonstrate leadership qualities, ethically sound, enabled with decision making skills that reflect a high degree of social consciousness

PO4: Recognise the need for sustained research orientation to comprehend a growingly complex, economic, legal and ethical environment

PO5: Possess self-sustaining entrepreneurship qualities that encourages calculated risk taking.

COURSE OUTCOME

CO1- Understand corporate merger and acquisition activity

CO2- Analyze the mergers and acquisition deals that have taken place in the recent past

CO3- Understand synergies of mergers and acquisition deals

CO4- Compute the valuation associated with M&A

CO5- Understand the human and cultural aspects of M&A

COLLEGE	SHRIDEVI INSTITUTE OF ENGINEERING & TECHNOLOGY				
FACULTY NAME	MR. NANDAN				
COURSE	MBA	SEMESTER	IV	ACADEMIC YEAR	2018-19
SUBJECT	MERGERS, ACQUISITIONS & CORPORATE RESTRUCTURING			SUBJECT CODE	17MBAFM401
CO & PO MAPPING					
	PO1	PO2	PO3	PO4	PO5
CO1	2				
CO2				1	
CO3	2				
CO4		2			
CO5			2		2
AVERAGE	2	2	2	1	2
OVERALL MAPPING OF SUBJECT					1.8

CO AND PO ATTAINMENT

	CO%	PO1	PO2	PO3	PO4	PO5
CO1	64.36	1.29				
CO2	60.93				0.61	
CO3	59.70	1.19				
CO4	57.64		1.15			
CO5	60.50			1.21		1.21
AVERAGE	60.63	1.24	1.15	1.21	0.61	1.21
FINAL ATTAINMENT LEVEL						1.08

Nandan

Nandan
 Head of the Department
 M.B.A. Programme
 S.I.E.T. Tumkur

Nandan
 PRINCIPAL
 SIET, TUMAKURU

MERGERS, ACQUISITIONS & CORPORATE RESTRUCTURING

AY - 2018-19

SEM: IV	IA TEST 1			IA TEST 2			IA TEST 3					Assignment and Seminar					SEE					Total					% of Individual CO						
USN	CO1	CO2	TOTAL	CO3	CO4	TOTAL	CO1	CO2	CO3	CO4	CO5	TOTAL	CO1	CO2	CO3	CO4	CO5	CO1	CO2	CO3	CO4	CO5	CO1	CO2	CO3	CO4	CO5	CO1	CO2	CO3	CO4	CO5	
	20	20	40	20	20	40	16	16	16	16	16	80	2	2	2	2	2	16	16	16	16	16	54	54	54	54	34						
ISV17MBA01	0	0	0	9	8	17	10	9	8	2	6	35	2	2	2	2	2	8.2	8.2	8.2	8.2	8.2	20	19	27	20	16	37.4	35.6	50.4	37.4	47.6	
ISV17MBA02	12	16	28	8	15	23	12	8	9	10	10	49	2	2	2	2	2	8.2	8.2	8.2	8.2	8.2	34	34	27	35	20	63.3	63.3	50.4	65.2	59.4	
ISV17MBA04	15	9	24	17	5	22	10	11	12	13	11	57	2	2	2	2	2	9.6	9.6	9.6	9.6	9.6	37	32	41	30	23	67.8	58.5	75.2	54.8	66.5	
ISV17MBA05	16	4	20	0	11	11	10	11	11	6	2	40	2	2	2	2	2	9.0	9.0	9.0	9.0	9.0	37	26	22	28	13	68.5	48.1	40.7	51.9	38.2	
ISV17MBA06	11	19	30	12	8	20	2	15	12	13	15	57	2	2	2	2	2	9.6	9.6	9.6	9.6	9.6	25	46	36	33	27	45.6	84.4	65.9	60.4	78.2	
ISV17MBA07	10	10	20	3	14	17	0	0	0	0	0	0	2	2	2	2	2	8.4	8.4	8.4	8.4	8.4	20	20	13	24	10	37.8	37.8	24.8	45.2	30.6	
ISV17MBA08	19	8	27	11	16	27	8	10	11	13	7	49	2	2	2	2	2	8.2	8.2	8.2	8.2	8.2	37	28	32	39	17	68.9	52.2	59.6	72.6	50.6	
ISV17MBA09	20	5	25	16	7	23	8	9	11	12	7	47	2	2	2	2	2	7.0	7.0	7.0	7.0	7.0	37	23	36	28	16	68.5	42.6	66.7	51.9	47.1	
ISV17MBA10	18	15	33	14	16	30	12	13	12	18	18	73	2	2	2	2	2	10.0	10.0	10.0	10.0	10.0	42	40	38	46	30	77.8	74.1	70.4	85.2	88.2	
ISV17MBA11	15	14	29	5	12	17	10	11	12	8	4	45	2	2	2	2	2	7.2	7.2	7.2	7.2	7.2	34	34	26	29	13	63.3	63.3	48.5	54.1	38.8	
ISV17MBA12	18	17	35	15	15	30	14	13	16	15	15	73	2	2	2	2	2	7.2	7.2	7.2	7.2	7.2	41	39	40	39	24	76.3	72.6	74.4	72.6	71.2	
ISV17MBA13	17	18	35	16	19	35	17	15	16	13	15	76	2	2	2	2	2	7.8	7.8	7.8	7.8	7.8	44	43	42	42	25	81.1	79.3	77.4	77.4	72.9	
ISV17MBA14	16	11	27	20	2	22	11	8	10	7	6	42	2	2	2	2	2	8.6	8.6	8.6	8.6	8.6	38	30	41	20	17	69.6	54.8	75.2	36.3	48.8	
ISV17MBA15	8	12	20	1	7	8	16	9	11	12	15	63	2	2	2	2	2	8.6	8.6	8.6	8.6	8.6	35	32	23	30	26	64.1	58.5	41.9	54.8	75.3	
ISV17MBA16	15	11	26	14	9	23	10	10	10	12	8	50	2	2	2	2	2	10.4	10.4	10.4	10.4	10.4	37	33	36	33	20	69.3	61.9	67.4	61.9	60	
ISV17MBA17	10	15	25	17	8	25	12	9	10	11	9	51	2	2	2	2	2	10.2	10.2	10.2	10.2	10.2	34	36	39	31	21	63.3	67	72.6	57.8	62.4	
ISV17MBA18	17	14	31	15	17	32	16	15	14	15	14	74	2	2	2	2	2	12.0	12.0	12.0	12.0	12.0	47	43	43	46	28	87	79.6	79.6	85.2	82.4	
ISV17MBA20	11	16	27	8	2	10	12	8	11	1	9	41	2	2	2	2	2	5.0	5.0	5.0	5.0	5.0	30	31	26	10	16	55.6	57.4	48.1	38.5	47.1	
ISV17MBA21	12	15	27	3	10	13	9	0	15	11	16	51	2	2	2	2	2	9.8	9.8	9.8	9.8	9.8	33	27	30	33	28	60.7	49.6	55.2	60.7	81.8	
ISV17MBA22	16	16	32	16	18	34	12	13	16	15	12	68	2	2	2	2	2	8.0	8.0	8.0	8.0	8.0	38	39	42	43	22	70.4	72.2	77.8	79.6	64.7	
ISV17MBA23	9	12	21	10	12	22	11	12	7	6	12	48	2	2	2	2	2	7.8	7.8	7.8	7.8	7.8	30	34	27	28	22	55.2	62.6	49.6	51.5	64.1	
ISV17MBA24	17	19	36	11	23	34	14	15	15	16	15	75	2	2	2	2	2	6.8	6.8	6.8	6.8	6.8	40	43	35	48	24	73.7	79.3	64.4	88.5	70	
ISV17MBA25	18	6	24	11	9	20	11	8	12	8	9	48	2	2	2	2	2	7.8	7.8	7.8	7.8	7.8	39	24	33	27	19	71.9	44.1	60.7	49.6	55.3	
ISV17MBA26	13	14	27	8	4	12	12	9	10	8	10	49	2	2	2	2	2	7.8	7.8	7.8	7.8	7.8	35	33	28	22	20	64.4	60.7	51.5	40.4	58.2	
ISV17MBA27	11	17	28	11	0	11	0	0	0	0	0	0	2	2	2	2	2	8.4	8.4	8.4	8.4	8.4	21	27	21	10	10	39.6	50.7	39.6	19.3	30.6	
ISV17MBA28	10	23	33	15	19	34	13	16	9	12	16	66	2	2	2	2	2	8.4	8.4	8.4	8.4	8.4	33	49	34	41	26	61.9	91.5	63.7	76.7	77.6	
ISV17MBA29	17	4	21	12	7	19	12	8	9	7	11	47	2	2	2	2	2	9.4	9.4	9.4	9.4	9.4	40	23	32	25	22	74.8	43.3	60	47	65.9	
TOTAL	371	340	711	298	293	591	284	265	289	264	272	1374	54	54	54	54	54	229	229	229	229	229	938	888	870	840	555	1738	1645	1612	1556	1634	
Total students	27	27	27	27	27	27	27	27	27	27	27	27	27	27	27	27	27	27	27	27	27	27	27	27	27	27	27	27	27	27	27	27	27
Average	13.7	12.6	26.333	11	10.9	21.889	10.5	9.81	10.7	9.78	10.1	50.889	2	2	2	2	2	8.5	8.5	8.5	8.5	8.5	34.8	32.9	32.2	31.1	20.6	64.4	60.9	59.7	57.6	60.5	



SHRIDEVI INSTITUTE OF ENGINEERING & TECHNOLOGY

SIRA ROAD, TUMKUR- 572 106.

DEPARTMENT OF MBA

PROGRAMME OUTCOMES (POS)

PO1: Acquire Sufficient theoretical knowledge and are enabled to apply them to solve practical problems in business and other organizations / institutions of importance.

PO2: Apply Effective communication skills with a high degree of lateral and critical thinking that enhances learn ability, developed for being continuously employable.

PO3: Demonstrate leadership qualities, ethically sound, enabled with decision making skills that reflect a high degree of social consciousness

PO4: Recognise the need for sustained research orientation to comprehend a growingly complex, economic, legal and ethical environment

PO5: Possess self-sustaining entrepreneurship qualities that encourages calculated risk taking.

COURSE OUTCOME

CO1- Understand the process of identifying the risk.

CO2- Recognize the complexities involved in risk identification and measurement

CO3- Be acquainted with the function of Insurance in risk management.

CO4- Be aware of various types of insurance contracts.

CO5- Understand working of insurance companies.

COLLEGE	SHRIDEVI INSTITUTE OF ENGINEERING & TECHNOLOGY				
FACULTY NAME	MR. PRATHAP B N				
COURSE	MBA	SEMESTER	IV	ACADEMIC YEAR	2018-19
SUBJECT	RISK MANAGEMENT AND INSURANCE			SUBJECT CODE	17MBAFM402
CO & PO MAPPING					
	PO1	PO2	PO3	PO4	PO5
CO1	2				
CO2				1	
CO3	2				
CO4		2			
CO5		1	2		
AVERAGE	2	1.5	2	1	
OVERALL MAPPING OF SUBJECT					1.62

CO AND PO ATTAINMENT

	CO%	PO1	PO2	PO3	PO4	PO5
CO1	64.07	1.28				
CO2	64.28				0.64	
CO3	62.36	1.25				
CO4	60.10		1.20			
CO5	58.52		0.59	1.17		
AVERAGE	61.87	1.26	0.89	1.17	0.64	
FINAL ATTAINMENT LEVEL						0.99

R. Prathap B N

R. Prathap B N
 Head of the Department
 M.B.A. Programme
 S.I.E.T. Tumkur

Manjunath
 PRINCIPAL
 SIET, TUMAKURU.

RISK MANAGEMENT AND INSURANCE

AY - 2018-19

SEM: IV	IA TEST 1			IA TEST 2			IA TEST 3					Assignment and Seminar					SEE					Total					% of Individual CO						
USN	CO1	CO2	TOTAL	CO3	CO4	TOTAL	CO1	CO2	CO3	CO4	CO5	TOTAL	CO1	CO2	CO3	CO4	CO5	CO1	CO2	CO3	CO4	CO5	CO1	CO2	CO3	CO4	CO5	CO1	CO2	CO3	CO4	CO5	
	20	20	40	20	20	40	16	16	16	16	16	80	2	2	2	2	2	16	16	16	16	16	54	54	54	54	34						
ISV17MBA01	10	13	23	7	7	14	12	11	10	9	6	48	2	2	2	2	2	10.0	10.0	10.0	10.0	10.0	34	36	29	28	18	63	66.7	53.7	51.9	52.9	
ISV17MBA02	3	18	21	9	12	21	5	8	6	9	5	33	2	2	2	2	2	8.4	8.4	8.4	8.4	8.4	18	36	25	31	15	34.1	67.4	47	58.1	45.3	
ISV17MBA04	14	16	30	12	15	27	8	13	10	11	5	47	2	2	2	2	2	10.2	10.2	10.2	10.2	10.2	34	41	34	38	17	63.3	76.3	63.3	70.7	50.6	
ISV17MBA05	9	6	15	7	1	8	3	4	5	1	1	14	2	2	2	2	2	9.2	9.2	9.2	9.2	9.2	23	21	23	13	12	43	39.3	43	24.4	35.9	
ISV17MBA06	19	17	36	17	10	27	6	8	5	1	2	22	2	2	2	2	2	8.4	8.4	8.4	8.4	8.4	35	35	32	21	12	65.6	65.6	60	39.6	36.5	
ISV17MBA07	19	1	20	6	6	12	0	0	0	0	0	0	2	2	2	2	2	9.8	9.8	9.8	9.8	9.8	31	13	18	18	12	57	23.7	33	33	34.7	
ISV17MBA08	20	8	28	14	19	33	8	9	12	11	12	52	2	2	2	2	2	9.8	9.8	9.8	9.8	9.8	40	29	38	42	24	73.7	53.3	70	77.4	70	
ISV17MBA09	8	6	14	3	7	10	6	8	9	5	6	34	2	2	2	2	2	10.6	10.6	10.6	10.6	10.6	27	27	25	25	19	49.3	49.3	45.6	45.6	54.7	
ISV17MBA10	19	19	38	18	18	36	15	16	16	15	15	77	2	2	2	2	2	9.2	9.2	9.2	9.2	9.2	45	46	45	44	26	83.7	85.6	83.7	81.9	77.1	
ISV17MBA11	20	16	36	7	15	22	9	7	8	2	2	28	2	2	2	2	2	9.2	9.2	9.2	9.2	9.2	40	34	26	28	13	74.4	63.3	48.5	52.2	38.8	
ISV17MBA12	0	0	0	20	20	40	15	16	16	15	13	75	2	2	2	2	2	11.8	11.8	11.8	11.8	11.8	29	30	50	49	27	53.3	55.2	92.2	90.4	78.8	
ISV17MBA13	16	18	34	19	20	39	15	15	16	16	14	76	2	2	2	2	2	9.8	9.8	9.8	9.8	9.8	43	45	47	48	26	79.3	83	86.7	88.5	75.9	
ISV17MBA14	19	13	32	13	10	23	12	13	15	10	15	65	2	2	2	2	2	8.0	8.0	8.0	8.0	8.0	41	36	38	30	25	75.9	66.7	70.4	55.6	73.5	
ISV17MBA15	18	15	33	0	4	4	11	9	12	13	5	50	2	2	2	2	2	10.2	10.2	10.2	10.2	10.2	41	36	24	29	17	76.3	67	44.8	54.1	50.6	
ISV17MBA16	13	20	33	11	17	28	10	9	2	3	2	26	2	2	2	2	2	8.4	8.4	8.4	8.4	8.4	33	39	23	30	12	61.9	73	43.3	56.3	36.5	
ISV17MBA17	9	13	22	16	15	31	11	10	15	6	12	54	2	2	2	2	2	10.6	10.6	10.6	10.6	10.6	33	36	44	34	25	60.4	65.9	80.7	62.2	72.4	
ISV17MBA18	19	19	38	20	19	39	15	13	16	16	15	75	2	2	2	2	2	9.8	9.8	9.8	9.8	9.8	46	44	48	47	27	84.8	81.1	88.5	86.7	78.8	
ISV17MBA20	18	9	27	18	2	20	10	11	12	13	11	57	2	2	2	2	2	8.2	8.2	8.2	8.2	8.2	38	30	40	25	21	70.7	55.9	74.4	46.7	62.4	
ISV17MBA21	9	14	23	15	3	18	4	5	5	3	5	22	2	2	2	2	2	9.4	9.4	9.4	9.4	9.4	24	30	31	17	16	45.2	56.3	58.1	32.2	48.2	
ISV17MBA22	18	18	36	12	15	27	16	12	11	9	13	61	2	2	2	2	2	8.2	8.2	8.2	8.2	8.2	44	40	33	34	23	81.9	74.4	61.5	63.3	68.2	
ISV17MBA23	11	17	28	9	14	23	15	8	1	12	8	44	2	2	2	2	2	12.8	12.8	12.8	12.8	12.8	41	40	25	41	23	75.6	73.7	45.9	75.6	67.1	
ISV17MBA24	0	0	0	16	21	37	12	15	16	16	10	69	2	2	2	2	2	8.4	8.4	8.4	8.4	8.4	22	25	42	47	20	41.5	47	78.5	87.8	60	
ISV17MBA25	13	16	29	14	2	16	15	12	12	11	14	64	2	2	2	2	2	7.8	7.8	7.8	7.8	7.8	38	38	36	23	24	70	70	66.3	42.2	70	
ISV17MBA26	10	18	28	12	8	20	9	8	9	10	7	43	2	2	2	2	2	7.6	7.6	7.6	7.6	7.6	29	36	31	28	17	53	65.9	56.7	51.1	48.8	
ISV17MBA27	18	17	35	17	10	27	10	8	8	7	11	44	2	2	2	2	2	8.2	8.2	8.2	8.2	8.2	38	35	35	27	21	70.7	65.2	65.2	50.4	62.4	
ISV17MBA28	16	16	32	10	20	30	12	15	14	13	11	65	2	2	2	2	2	8.8	8.8	8.8	8.8	8.8	39	42	35	44	22	71.9	77.4	64.4	81.1	64.1	
ISV17MBA29	5	15	20	11	11	22	11	10	9	12	11	53	2	2	2	2	2	9.4	9.4	9.4	9.4	9.4	27	36	31	34	22	50.7	67.4	58.1	63.7	65.9	
TOTAL	353	358	711	333	321	654	275	273	270	249	231	1298	54	54	54	54	54	252	252	252	252	252	934	937	909	876	537	1730	1736	1684	1623	1580	
Total students	27	27	27	27	27	27	27	27	27	27	27	27	27	27	27	27	27	27	27	27	27	27	27	27	27	27	27	27	27	27	27	27	27
Average	13.1	13.3	26.333	12.3	11.9	24.222	10.2	10.1	10	9.22	8.56	48.074	2	2	2	2	2	9.34	9.34	9.34	9.34	9.34	34.6	34.7	33.7	32.5	19.9	64.1	64.3	62.4	60.1	58.5	



SHRIDEVI INSTITUTE OF ENGINEERING & TECHNOLOGY

SIRA ROAD, TUMKUR- 572 106.

DEPARTMENT OF MBA

PROGRAMME OUTCOMES (POS)

PO1: Acquire Sufficient theoretical knowledge and are enabled to apply them to solve practical problems in business and other organizations / institutions of importance.

PO2: Apply Effective communication skills with a high degree of lateral and critical thinking that enhances learn ability, developed for being continuously employable.

PO3: Demonstrate leadership qualities, ethically sound, enabled with decision making skills that reflect a high degree of social consciousness

PO4: Recognise the need for sustained research orientation to comprehend a growingly complex, economic, legal and ethical environment

PO5: Possess self-sustaining entrepreneurship qualities that encourages calculated risk taking.

COURSE OUTCOME

CO1- Understand the process of computing residential status.

CO2- Realize the complexities involved in tax liability of Individuals

CO3- Know the corporate tax system.

CO4- Be aware of deductions and exemptions of taxes

CO5- Understand working of GST system in the country

COLLEGE	SHRIDEVI INSTITUTE OF ENGINEERING & TECHNOLOGY				
FACULTY NAME	MR. NANDAN				
COURSE	MBA	SEMESTER	IV	ACADEMIC YEAR	2018-19
SUBJECT	TAX MANAGEMENT			SUBJECT CODE	17MBAFM403
CO & PO MAPPING					
	PO1	PO2	PO3	PO4	PO5
CO1	1				
CO2		1		2	2
CO3					2
CO4	2				
CO5		2	1		
AVERAGE	1.5	1.5	1	2	2
OVERALL MAPPING OF SUBJECT					1.6

CO AND PO ATTAINMENT

	CO%	PO1	PO2	PO3	PO4	PO5
CO1	62.55	0.63				
CO2	63.79		0.64		1.28	1.28
CO3	59.53					1.19
CO4	58.44	1.17				
CO5	58.71		1.17	0.59		
AVERAGE	60.60	0.9	0.90	0.59	1.28	1.23
FINAL ATTAINMENT LEVEL						0.98

Nandan

Nandan
 Head of the Department
 M.B.A. Programme
 S.P.E.I. Tumkur

Nandan
 PRINCIPAL
 SIET, TUMAKURU.

TAX MANAGEMENT

AY - 2018-19

SEM: IV	IA TEST 1			IA TEST 2			IA TEST 3					Assignment and Seminar					SEE					Total					% of Individual CO						
USN	CO1	CO2	TOTAL	CO3	CO4	TOTAL	CO1	CO2	CO3	CO4	CO5	TOTAL	CO1	CO2	CO3	CO4	CO5	CO1	CO2	CO3	CO4	CO5	CO1	CO2	CO3	CO4	CO5	CO1	CO2	CO3	CO4	CO5	
	20	20	40	20	20	40	16	16	16	16	16	80	2	2	2	2	2	16	16	16	16	16	54	54	54	54	34						
ISV17MBA01	6	8	14	15	12	27	0	0	0	0	0	0	2	2	2	2	2	7.4	7.4	7.4	7.4	7.4	15	17	24	21	9	28.5	32.2	45.2	39.6	27.6	
ISV17MBA02	8	15	23	18	10	28	11	13	12	13	7	56	2	2	2	2	2	7.8	7.8	7.8	7.8	7.8	29	38	40	33	17	53.3	70	73.7	60.7	49.4	
ISV17MBA04	15	12	27	11	15	26	6	9	12	10	12	49	2	2	2	2	2	10.0	10.0	10.0	10.0	10.0	33	33	35	37	24	61.1	61.1	64.8	68.5	70.6	
ISV17MBA05	11	16	27	12	9	21	8	4	1	0	9	22	2	2	2	2	2	8.6	8.6	8.6	8.6	8.6	30	31	24	20	20	54.8	56.7	43.7	36.3	57.6	
ISV17MBA06	12	20	32	13	11	24	12	11	11	13	13	60	2	2	2	2	2	8.2	8.2	8.2	8.2	8.2	34	41	34	34	23	63.3	76.3	63.3	63.3	68.2	
ISV17MBA07	2	8	10	0	5	5	9	8	6	0	0	23	2	2	2	2	2	8.8	8.8	8.8	8.8	8.8	22	27	17	16	11	40.4	49.6	31.1	29.3	31.8	
ISV17MBA08	16	15	31	12	2	14	9	11	12	7	11	50	2	2	2	2	2	8.4	8.4	8.4	8.4	8.4	35	36	34	19	21	65.6	67.4	63.7	35.9	62.9	
ISV17MBA09	6	11	17	17	10	27	11	12	10	9	13	55	2	2	2	2	2	8.8	8.8	8.8	8.8	8.8	28	34	38	30	24	51.5	62.6	70	55.2	70	
ISV17MBA10	15	18	33	13	18	31	14	15	16	14	10	69	2	2	2	2	2	10.6	10.6	10.6	10.6	10.6	42	46	42	45	23	77	84.4	77	82.6	66.5	
ISV17MBA11	18	16	34	13	13	26	12	14	10	13	14	63	2	2	2	2	2	8.4	8.4	8.4	8.4	8.4	40	40	33	36	24	74.8	74.8	61.9	67.4	71.8	
ISV17MBA12	16	19	35	17	18	35	14	15	13	15	14	71	2	2	2	2	2	10.0	10.0	10.0	10.0	10.0	42	46	42	45	26	77.8	85.2	77.8	83.3	76.5	
ISV17MBA13	19	15	34	16	16	32	13	12	11	13	11	60	2	2	2	2	2	9.6	9.6	9.6	9.6	9.6	44	39	39	41	23	80.7	71.5	71.5	75.2	66.5	
ISV17MBA14	13	17	30	4	18	22	11	9	8	10	12	50	2	2	2	2	2	7.6	7.6	7.6	7.6	7.6	34	36	22	38	22	62.2	65.9	40	69.6	63.5	
ISV17MBA15	15	18	33	5	12	17	9	7	4	10	6	36	2	2	2	2	2	8.2	8.2	8.2	8.2	8.2	34	35	19	32	16	63.3	65.2	35.6	59.6	47.6	
ISV17MBA16	17	16	33	15	11	26	5	15	12	13	11	56	2	2	2	2	2	7.0	7.0	7.0	7.0	7.0	31	40	36	33	20	57.4	74.1	66.7	61.1	58.8	
ISV17MBA17	18	15	33	17	6	23	11	12	10	15	11	59	2	2	2	2	2	8.2	8.2	8.2	8.2	8.2	39	37	37	31	21	72.6	68.9	68.9	57.8	62.4	
ISV17MBA18	15	13	28	15	18	33	15	15	16	15	16	77	2	2	2	2	2	9.6	9.6	9.6	9.6	9.6	42	40	43	45	28	77	73.3	78.9	82.6	81.2	
ISV17MBA20	11	14	25	9	9	18	0	0	0	0	0	0	2	2	2	2	2	8.0	8.0	8.0	8.0	8.0	21	24	19	19	10	38.9	44.4	35.2	35.2	29.4	
ISV17MBA21	15	13	28	7	13	20	6	5	7	8	7	33	2	2	2	2	2	7.6	7.6	7.6	7.6	7.6	31	28	24	31	17	56.7	51.1	43.7	56.7	48.8	
ISV17MBA22	16	17	33	11	18	29	16	10	11	14	16	67	2	2	2	2	2	8.0	8.0	8.0	8.0	8.0	42	37	32	42	26	77.8	68.5	59.3	77.8	76.5	
ISV17MBA23	14	14	28	12	3	15	12	11	8	4	10	45	2	2	2	2	2	8.6	8.6	8.6	8.6	8.6	37	36	31	18	21	67.8	65.9	56.7	32.6	60.6	
ISV17MBA24	19	15	34	18	16	34	16	16	15	12	10	69	2	2	2	2	2	10.4	10.4	10.4	10.4	10.4	47	43	45	40	22	87.8	80.4	84.1	74.8	65.9	
ISV17MBA25	10	13	23	16	12	28	8	9	7	15	14	53	2	2	2	2	2	8.4	8.4	8.4	8.4	8.4	28	32	33	37	24	52.6	60	61.9	69.3	71.8	
ISV17MBA26	9	18	27	11	15	26	12	11	10	14	9	56	2	2	2	2	2	7.6	7.6	7.6	7.6	7.6	31	39	31	39	19	56.7	71.5	56.7	71.5	54.7	
ISV17MBA27	18	14	32	12	14	26	11	12	10	8	4	45	2	2	2	2	2	8.0	8.0	8.0	8.0	8.0	39	36	32	32	14	72.2	66.7	59.3	59.3	41.2	
ISV17MBA28	15	9	24	13	4	17	14	8	15	12	15	64	2	2	2	2	2	8.0	8.0	8.0	8.0	8.0	39	27	38	26	25	72.2	50	70.4	48.1	73.5	
ISV17MBA29	14	3	17	15	3	18	0	0	0	0	0	0	2	2	2	2	2	8.2	8.2	8.2	8.2	8.2	24	13	25	13	10	44.8	24.4	46.7	24.4	30	
TOTAL	363	382	745	337	311	648	265	264	247	257	255	1288	54	54	54	54	54	230	230	230	230	230	912	930	868	852	539	1689	1722	1607	1578	1585	
Total students	27	27	27	27	27	27	27	27	27	27	27	27	27	27	27	27	27	27	27	27	27	27	27	27	27	27	27	27	27	27	27	27	27
Average	13.4	14.1	27.593	12.5	11.5	24	9.81	9.78	9.15	9.52	9.44	47.704	2	2	2	2	2	8.52	8.52	8.52	8.52	8.52	33.8	34.4	32.1	31.6	20	62.6	63.8	59.5	58.4	58.7	



SHRIDEVI INSTITUTE OF ENGINEERING & TECHNOLOGY

SIRA ROAD, TUMKUR- 572 106.

DEPARTMENT OF MBA

PROGRAMME OUTCOMES (POS)

PO1: Acquire Sufficient theoretical knowledge and are enabled to apply them to solve practical problems in business and other organizations / institutions of importance.

PO2: Apply Effective communication skills with a high degree of lateral and critical thinking that enhances learn ability, developed for being continuously employable.

PO3: Demonstrate leadership qualities, ethically sound, enabled with decision making skills that reflect a high degree of social consciousness

PO4: Recognise the need for sustained research orientation to comprehend a growingly complex, economic, legal and ethical environment

PO5: Possess self-sustaining entrepreneurship qualities that encourages calculated risk taking.

COURSE OUTCOME

CO1- Gain the insights of Public relations principles and practices.

CO2- Learn the various theories of mass communication

CO3- Understand the various issues in crisis management

COLLEGE	SHRIDEVI INSTITUTE OF ENGINEERING & TECHNOLOGY				
FACULTY NAME	MRS. GRACE HEMALATHA				
COURSE	MBA	SEMESTER	IV	ACADEMIC YEAR	2018-19
SUBJECT	PUBLIC RELATIONS			SUBJECT CODE	17MBAHR401
CO & PO MAPPING					
	PO1	PO2	PO3	PO4	PO5
CO1	1				
CO2		3		2	2
CO3			3		2
AVERAGE	1	3	3	2	2
OVERALL MAPPING OF SUBJECT					2.2

CO AND PO ATTAINMENT

	CO%	PO1	PO2	PO3	PO4	PO5
CO1	74.40	0.74				
CO2	71.72		2.15		1.43	1.43
CO3	67.75			2.03		1.36
AVERAGE	71.22	0.74	2.15	2.03	1.43	1.39
FINAL ATTAINMENT LEVEL						1.54

Grace Hemalatha


 Head of the Department
 M.B.A. Programme
 S.J.E.T. Tumkur


 PRINCIPAL
 SIET, TUMAKURU.

PUBLIC RELATIONS COMPENSATION & BENEFITS

AY - 2018-19

SEM: IV	IA TEST 1			IA TEST 2			IA TEST 3				Assignment and Seminar			SEE			Total			% of Individual CO			
	CO1	CO2	TOTAL	CO2	CO3	TOTAL	CO1	CO2	CO3	TOTAL	CO1	CO2	CO3	CO1	CO2	CO3	CO1	CO2	CO3	CO1	CO2	CO3	
USN	20	20	40	20	20	40	26	26	28	80	3.33	3.33	3.33	26.7	26.7	26.7	76	96	78				
ISV17MBA07	7	16	23	22	12	34	20	9	3	32	3.3	3.3	3.3	13.7	13.7	13.7	44	64	32	57.9	66.7	41	
ISV17MBA09	9	7	16	12	17	29	23	15	23	61	3.3	3.3	3.3	16.0	16.0	16.0	51	53	59	67.5	55.6	76.1	
ISV17MBA10	20	16	36	20	17	37	22	24	26	72	3.3	3.3	3.3	16.7	16.7	16.7	62	80	63	81.6	83.3	80.8	
ISV17MBA12	16	12	28	19	15	34	25	24	23	72	3.3	3.3	3.3	20.3	20.3	20.3	65	79	62	85.1	81.9	79.1	
ISV17MBA13	15	18	33	18	15	33	25	25	26	76	3.3	3.3	3.3	17.3	17.3	17.3	61	82	62	79.8	85.1	79.1	
ISV17MBA16	15	14	29	21	18	39	26	10	13	49	3.3	3.3	3.3	18.0	18.0	18.0	62	66	52	82	69.1	67.1	
ISV17MBA18	18	15	33	19	19	38	19	22	20	61	3.3	3.3	3.3	19.0	19.0	19.0	59	78	61	78.1	81.6	78.6	
ISV17MBA24	16	13	29	20	18	38	25	26	23	74	3.3	3.3	3.3	16.0	16.0	16.0	60	78	60	79.4	81.6	77.4	
ISV17MBA26	19	5	24	16	18	34	22	2	12	36	3.3	3.3	3.3	13.7	13.7	13.7	58	40	47	76.3	41.7	60.3	
ISV17MBA27	8	18	27	15	10	25	23	25	0	48	3.3	3.3	3.3	12.7	12.7	12.7	47	75	26	61.8	78.1	33.3	
ISV17MBA28	9	11	20	11	13	24	22	20	24	66	3.3	3.3	3.3	16.3	16.3	16.3	51	62	57	66.7	64.2	72.6	
TOTAL	152	146	298	193	172	365	252	202	193	647	36.7	36.7	36.7	180	180	180	620	757	581	816	789	745	
Total students	11	11	11	11	11	11	11	11	11	11	11	11	11	11	11	11	11	11	11	11	11	11	11
Average	13.8	13.3	27.091	17.5	15.6	33.182	22.9	18.4	17.5	58.818	3.33	3.33	3.33	16.3	16.3	16.3	56.4	68.8	52.8	74.2	71.7	67.8	



SHRIDEVI INSTITUTE OF ENGINEERING & TECHNOLOGY

SIRA ROAD, TUMKUR- 572 106.

DEPARTMENT OF MBA

PROGRAMME OUTCOMES (POS)

PO1: Acquire Sufficient theoretical knowledge and are enabled to apply them to solve practical problems in business and other organizations / institutions of importance.

PO2: Apply Effective communication skills with a high degree of lateral and critical thinking that enhances learn ability, developed for being continuously employable.

PO3: Demonstrate leadership qualities, ethically sound, enabled with decision making skills that reflect a high degree of social consciousness

PO4: Recognise the need for sustained research orientation to comprehend a growingly complex, economic, legal and ethical environment

PO5: Possess self-sustaining entrepreneurship qualities that encourages calculated risk taking.

COURSE OUTCOME

CO1- Learn the principles and practices of workplace ethics.

CO2- Understand the concepts of corporate governance and ethics.

CO3- Gain insights of Discrimination and Harassment at Workplace

COLLEGE	SHRIDEVI INSTITUTE OF ENGINEERING & TECHNOLOGY				
FACULTY NAME	MRS. GRACE HEMALATHA				
COURSE	MBA	SEMESTER	IV	ACADEMIC YEAR	2018-19
SUBJECT	WORK PLACE ETHICS AND VALUE SYSTEMS		SUBJECT CODE	17MBAHR402	
CO & PO MAPPING					
	PO1	PO2	PO3	PO4	PO5
CO1	3				
CO2					
CO3		2		2	
AVERAGE	3	2		2	
OVERALL MAPPING OF SUBJECT					2.33

CO AND PO ATTAINMENT

	CO%	PO1	PO2	PO3	PO4	PO5
CO1	66.71	2				
CO2	66.73					
CO3	67.79		1.36		1.36	
AVERAGE	67.08	2	1.36		1.36	
FINAL ATTAINMENT LEVEL						1.57

Grace Hemalatha

Grace Hemalatha
 Head of the Department
 M.B.A. Programme
 S.I.E.I. Tumkur

Manjunath
 PRINCIPAL
 SIET, TUMAKURU.

WORK PLACE ETHICS AND VALUE SYSTEMS

AY - 2018-19

SEM: IV	IA TEST 1			IA TEST 2			IA TEST 3				Assignment and Seminar			SEE			Total			% of Individual CO		
	CO1	CO2	TOTAL	CO2	CO3	TOTAL	CO1	CO2	CO3	TOTAL	CO1	CO2	CO3	CO1	CO2	CO3	CO1	CO2	CO3	CO1	CO2	CO3
USN	20	20	40	20	20	40	26	26	28	80	3.33	3.33	3.33	26.7	26.7	26.7	76	96	78			
ISV17MBA07	15	15	30	9	14	23	20	4	9	33	3.3	3.3	3.3	17.0	17.0	17.0	55	48	43	72.8	50.3	55.6
ISV17MBA09	11	6	17	18	12	30	9	15	17	41	3.3	3.3	3.3	15.7	15.7	15.7	39	58	48	51.3	60.4	61.5
ISV17MBA10	16	17	33	17	18	35	25	26	25	76	3.3	3.3	3.3	18.3	18.3	18.3	63	82	65	82.5	85.1	82.9
ISV17MBA12	0	0	0	20	17	37	26	20	25	71	3.3	3.3	3.3	19.0	19.0	19.0	48	62	64	63.6	64.9	82.5
ISV17MBA13	17	17	34	19	20	39	25	26	23	74	3.3	3.3	3.3	19.7	19.7	19.7	65	85	66	85.5	88.5	84.6
ISV17MBA16	12	9	21	18	8	26	10	18	1	29	3.3	3.3	3.3	14.7	14.7	14.7	40	63	27	52.6	65.6	34.6
ISV17MBA18	9	8	17	20	7	27	26	24	24	74	3.3	3.3	3.3	17.7	17.7	17.7	56	73	52	73.7	76	66.7
ISV17MBA24	0	0	0	15	20	35	24	26	26	76	3.3	3.3	3.3	16.3	16.3	16.3	44	61	66	57.5	63.2	84.2
ISV17MBA26	9	11	20	9	17	26	16	19	17	52	3.3	3.3	3.3	17.7	17.7	17.7	46	60	55	60.5	62.5	70.5
ISV17MBA27	16	5	21	7	5	12	13	12	20	45	3.3	3.3	3.3	16.7	16.7	16.7	49	44	45	64.5	45.8	57.7
ISV17MBA28	8	9	17	18	8	26	20	17	18	55	3.3	3.3	3.3	21.3	21.3	21.3	53	69	51	69.3	71.5	65
TOTAL	113	97	210	170	146	316	214	207	205	626	36.7	36.7	36.7	194	194	194	558	705	582	734	734	746
Total students	11	11	11	11	11	11	11	11	11	11	11	11	11	11	11	11	11	11	11	11	11	11
Average	10.3	8.82	19.091	15.5	13.3	28.727	19.5	18.8	18.6	56.909	3.33	3.33	3.33	17.6	17.6	17.6	50.7	64.1	52.9	66.7	66.7	67.8



DEPARTMENT OF MBA

PROGRAMME OUTCOMES (POS)

PO1: Acquire Sufficient theoretical knowledge and are enabled to apply them to solve practical problems in business and other organizations / institutions of importance.

PO2: Apply Effective communication skills with a high degree of lateral and critical thinking that enhances learn ability, developed for being continuously employable.

PO3: Demonstrate leadership qualities, ethically sound, enabled with decision making skills that reflect a high degree of social consciousness

PO4: Recognise the need for sustained research orientation to comprehend a growingly complex, economic, legal and ethical environment

PO5: Possess self-sustaining entrepreneurship qualities that encourages calculated risk taking.

COURSE OUTCOME

CO1- Apply the concepts and knowledge about the range of Human Resource functions.

CO2- Deploy the expatriate employees and expatriate failures on international assignments.

CO3- Evaluate the effects of different Human Resource and International Industrial Relations strategies adopted by multinational organizations

COLLEGE	SHRIDEVI INSTITUTE OF ENGINEERING & TECHNOLOGY				
FACULTY NAME	MRS. KOKILA				
COURSE	MBA	SEMESTER	IV	ACADEMIC YEAR	2018-19
SUBJECT	INTERNATIONAL HUMAN RESOURCE MANAGEMENT			SUBJECT CODE	17MBAHR403
CO & PO MAPPING					
	PO1	PO2	PO3	PO4	PO5
CO1	2				
CO2		2			
CO3		2			
AVERAGE	2	2			
OVERALL MAPPING OF SUBJECT					2

CO AND PO ATTAINMENT

	CO%	PO1	PO2	PO3	PO4	PO5
CO1	68.58	1.37				
CO2	65.18		1.30			
CO3	71.60		1.43			
AVERAGE	68.45	1.37	1.36			
FINAL ATTAINMENT LEVEL						1.36


 Head of the Department
 M.B.A. Programme
 S.J.E.T. Tumkur


 PRINCIPAL
 SIET, TUMAKURU.

INTERNATIONAL HUMAN RESOURCE MANAGEMENT

AY - 2018-19

SEM: IV	IA TEST 1			IA TEST 2			IA TEST 3				Assignment and Seminar			SEE			Total			% of Individual CO		
	CO1	CO2	TOTAL	CO2	CO3	TOTAL	CO1	CO2	CO3	TOTAL	CO1	CO2	CO3	CO1	CO2	CO3	CO1	CO2	CO3	CO1	CO2	CO3
USN	20	20	40	20	20	40	26	26	28	80	3.33	3.33	3.33	26.7	26.7	26.7	76	96	78			
ISV17MBA07	9	12	21	12	15	27	0	12	11	23	3.3	3.3	3.3	15.3	15.3	15.3	28	55	45	36.4	56.9	57.3
ISV17MBA09	11	2	13	10	15	25	12	10	17	39	3.3	3.3	3.3	17.0	17.0	17.0	43	42	52	57	44.1	67.1
ISV17MBA10	20	13	33	11	26	37	16	15	25	56	3.3	3.3	3.3	19.3	19.3	19.3	59	62	74	77.2	64.2	94.4
ISV17MBA12	16	16	32	15	17	32	25	26	24	75	3.3	3.3	3.3	19.0	19.0	19.0	63	79	63	83.3	82.6	81.2
ISV17MBA13	19	17	36	16	18	34	25	16	24	65	3.3	3.3	3.3	23.7	23.7	23.7	71	76	69	93.4	79.2	88.5
ISV17MBA16	18	7	25	17	9	26	19	13	17	49	3.3	3.3	3.3	17.7	17.7	17.7	58	58	47	76.3	60.4	60.3
ISV17MBA18	17	16	33	19	20	39	25	26	22	73	3.3	3.3	3.3	16.0	16.0	16.0	61	80	61	80.7	83.7	78.6
ISV17MBA24	17	20	37	20	17	37	22	24	26	72	3.3	3.3	3.3	19.3	19.3	19.3	62	87	66	81.1	90.3	84.2
ISV17MBA26	11	6	17	16	10	26	20	6	9	35	3.3	3.3	3.3	16.7	16.7	16.7	51	48	39	67.1	50	50
ISV17MBA27	8	9	17	10	7	17	9	7	18	34	3.3	3.3	3.3	14.7	14.7	14.7	35	44	43	46.1	45.8	55.1
ISV17MBA28	8	10	18	9	12	21	13	17	22	52	3.3	3.3	3.3	18.0	18.0	18.0	42	57	55	55.7	59.7	70.9
TOTAL	154	128	282	155	166	321	186	172	215	573	36.7	36.7	36.7	197	197	197	573	688	614	754	717	788
Total students	11	11	11	11	11	11	11	11	11	11	11	11	11	11	11	11	11	11	11	11	11	11
Average	14	11.6	25.636	14.1	15.1	29.182	16.9	15.6	19.5	52.091	3.33	3.33	3.33	17.9	17.9	17.9	52.1	62.6	55.8	68.6	65.2	71.6